

Treasurer's Report

Quarterly Strategy Meeting
January 2026

Q4 Summary

- **Giving was \$1.02M**
 - Down \$23K when compared to prior year
- **Net Spending was \$749K**
 - Up \$15K when compared to prior year
- **Giving exceeded spending by \$270K**
 - In Q4 2024, giving exceeded spending by \$309K

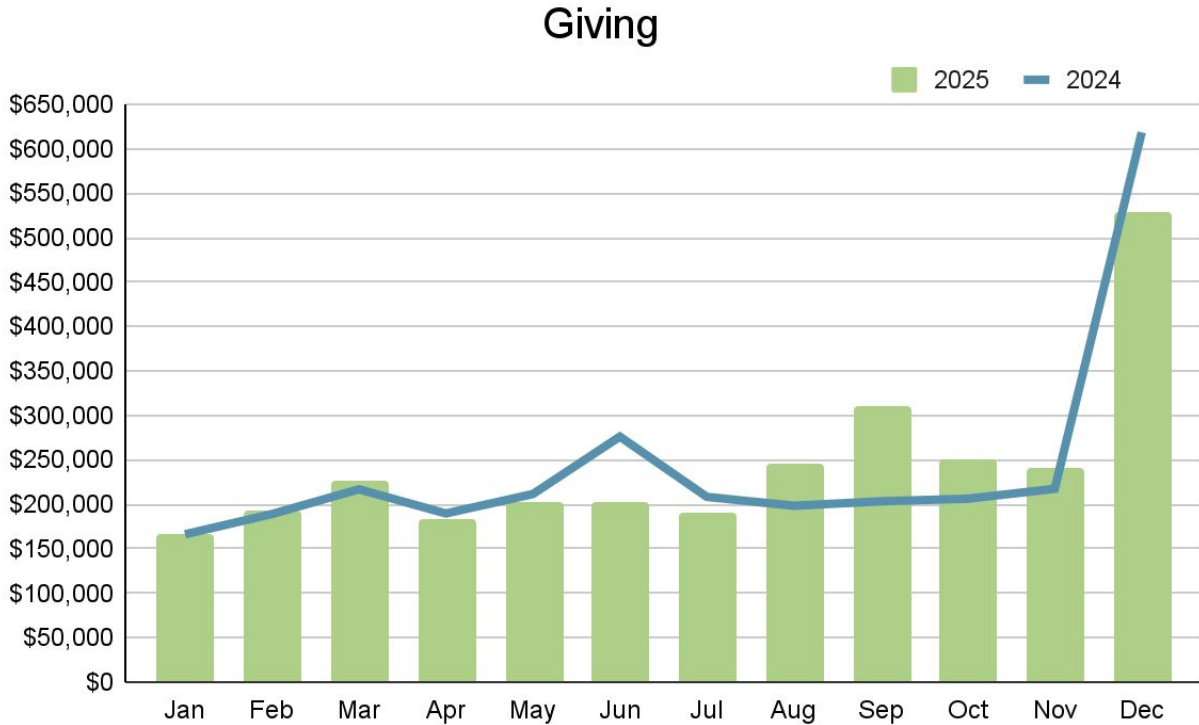
YTD Summary

- **Giving was \$2.95M**
 - Up \$43K when compared to prior year
- **Net Spending was \$2.82M**
 - Down \$64K when compared to prior year
- **Giving exceeded spending by \$120K**
 - Through Q4 2024, giving exceeded spending by \$14K

Giving Trend

- For August - November, the monthly giving average was \$262K.
 - \$55K per month higher than the same period last year.
- December giving was \$527K, compared to \$618K from the prior year, which resulted in a similar giving pattern from 2024 to 2025 overall.

Monthly Giving



YTD Spending vs. Budget

- **Payroll Spend = \$1.38M**
 - Budgeted Payroll = \$1.60M
 - Favorable Variance = \$217K
- **Program Spend = \$1.44M**
 - Budgeted Program = \$1.55M
 - Favorable Variance = \$108K
- **Total Variance = \$325K less than Budget**

Giving & Spending Summary History

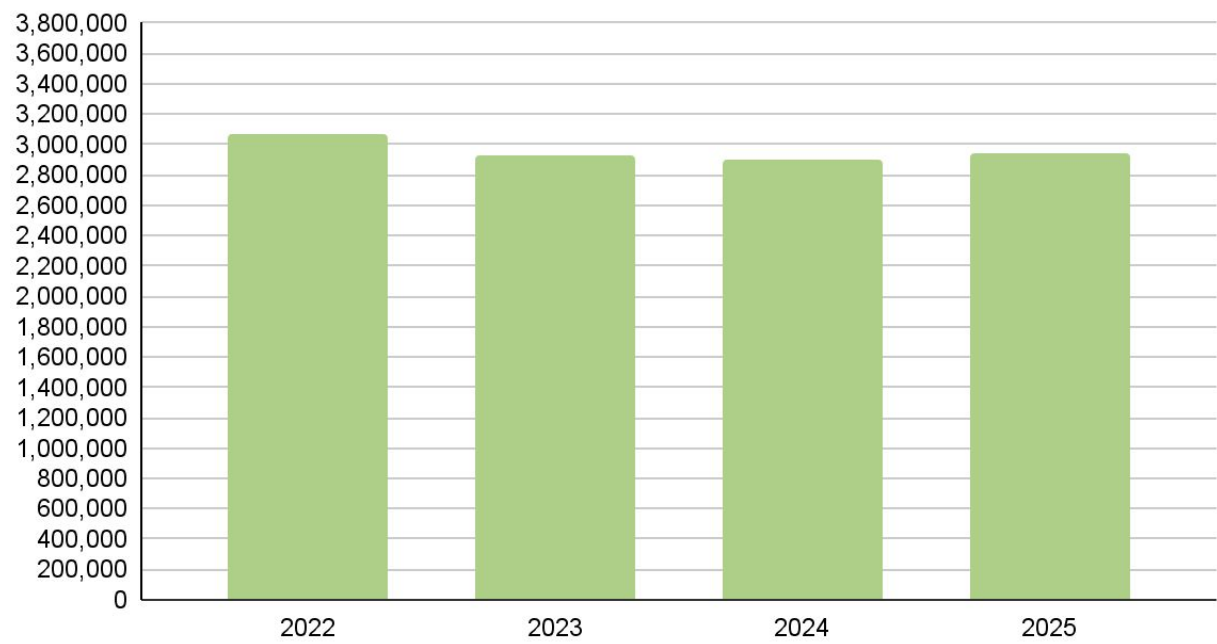
YTD giving and spending summary

| <i>in thousands</i> | 2022 | 2023* | 2024 | 2025 |
|------------------------------|-----------------|---------------|--------------|---------------|
| Giving | \$ 3,072 | \$ 2,923 | \$ 2,902 | \$ 2,945 |
| Spending | \$(3,223) | \$(2,780) | \$(2,888) | \$(2,825) |
| Net Surplus/(Deficit) | \$ (151) | \$ 143 | \$ 14 | \$ 120 |

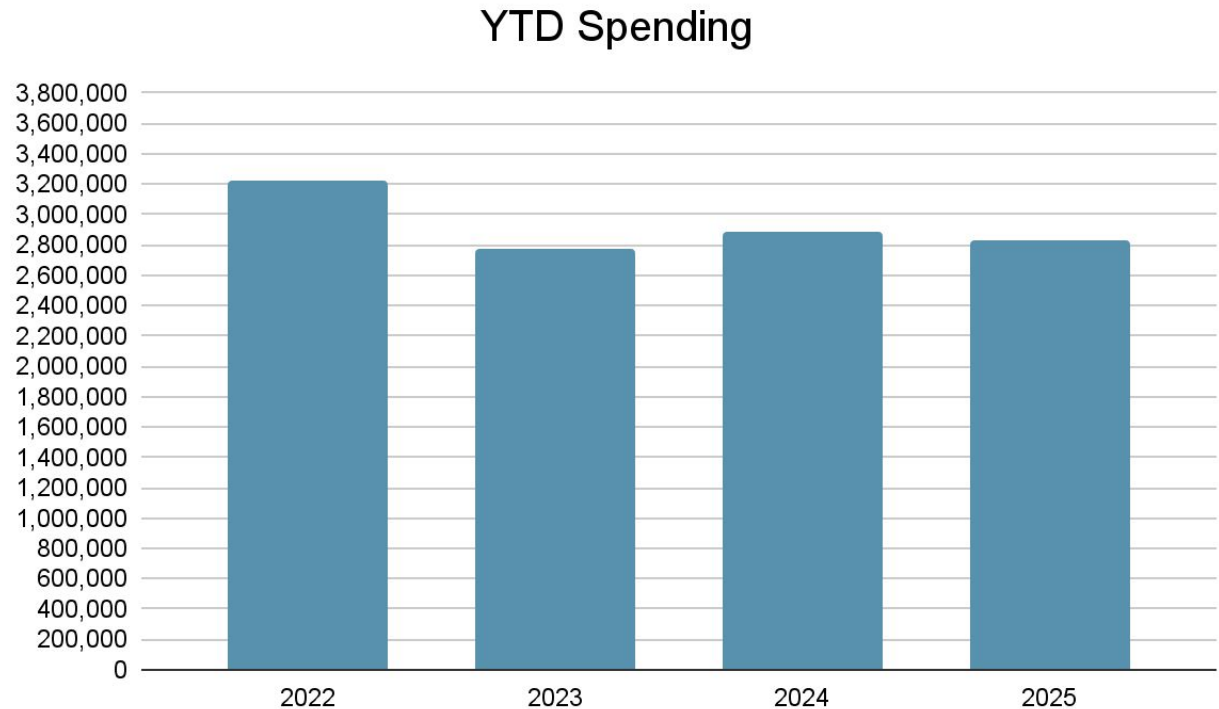
**First full year after the transition of The North Church & South Cities Church*

Giving History

YTD Giving

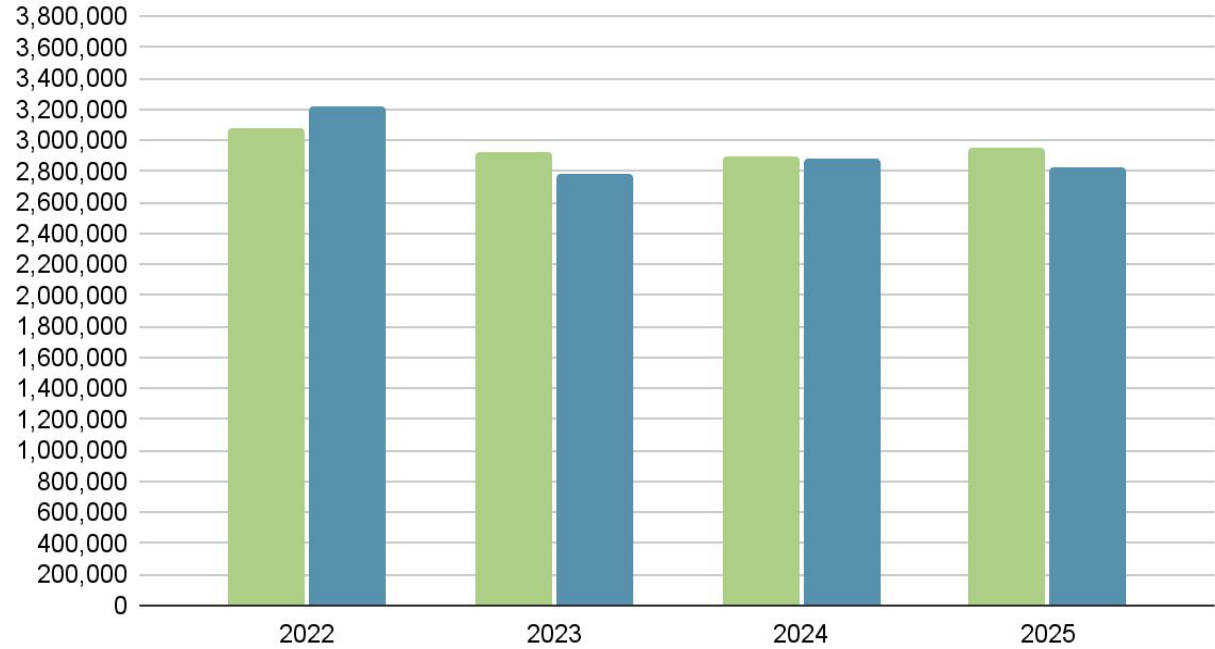


Net Spending History



Combined History

YTD Giving & Expenses



Net Funds as of December 31

- **C&M Operating Reserves: \$489K**
- **Other Categories: \$976K**
 - Designated Funds (capital reserves, helping hand, etc.)
 - Short Term Missions
 - Bethesda/4-Plex/Warehouse
- **Total: \$1.47M**

Loan Details

Bethlehem Loan Details

- \$2.83M principal balance as of 12/31/2025
 - \$1.8M loan at interest rate of 3.2%, matures in Q4 of 2026.
 - \$1M Bethesda loan at interest rate of 8.23%
- YTD reduction in principal was \$112K

Financial Summary

- During 2025, giving exceeded spending by \$120K. The surplus was designated for debt reduction.
- Giving was up 1.5% from 2024.
- Program spending has increased compared to prior year but consistent with 2025 expectations.
- Operating cash reserves are above the 10% of the annual C&M budget.

Praise & Prayer

- Praise: For the grace of stability that God has provided to us over the past three years after the launch of The North Church and South Cities Church. We are so blessed.
- Prayer: For God to grant energy, enthusiasm, and resources for the “Foundation for the Future” campaign and the completion of the Bethesda project in 2026.

Questions?

To learn more of the financial details, please contact
Bryan Rohde, *Treasurer* or Scott Rebney, *Director for Finance*.