

Jairus' Daughter

Directions: Read the Bible story below. You can also find it in your Bible in Mark 5:21-23, 35-43.

A great crowd gathered around Jesus. One of the rulers from the synagogue, Jairus, came to him. He said, "My daughter is near death. Come and lay your hands on her so that she will be made well."

While he was asking Jesus, a man came to say that the daughter died. Jesus said, "Do not fear. Believe." They went to Jairus' house.

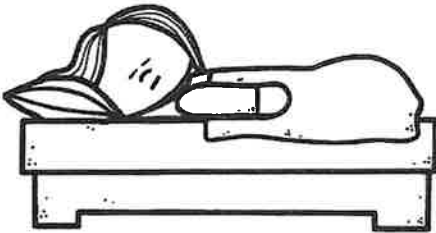

Jesus asked, "Why are you sad? The child is not dead. She is sleeping." They laughed at him. He told her to rise, and the girl began walking. They were overcome with amazement. He told them not to tell anyone. He also said that they should give her something to eat.

Name _____

Date _____

Cut and Paste

Directions: Read the sentences at the bottom of the page. Cut and paste to match the picture.



Jesus told her to rise,
and she walked.

They were overcome
with amazement.

Jesus went to Jairus'
house.

Jairus told Jesus that
his daughter was sick.

A crowd gathered
around Jesus.

Jesus said that she
was only sleeping.

Feeding 5,000

Directions: Read the Bible story below. You can also find it in your Bible in Matthew 14:13-21.

Jesus went to a quiet place in a boat by himself.

When the crowds heard about it, they followed him by foot. When he went to shore, he saw a great crowd. He healed their sick. As evening came, the disciples told him to send the people to town to buy food.

Jesus said, "They do not need to go away. You give them food to eat." The disciples said that they only had five loaves of bread and two fish. Jesus told them to bring the loaves and fish to him.

Jesus told the crowds to sit on the grass. He blessed the food and broke the bread. The disciples gave the food to the crowd. After everyone ate, they had twelve full baskets of leftover food. Five thousand men plus the women and children ate that day.

Name _____

Date _____

Cut and Paste

Directions: Read the sentences at the bottom of the page. Cut and paste to match the picture.



The disciples said they needed food.

The crowd ate and had baskets left.

Jesus was teaching and healing.

Jesus blessed the bread and fish.

Over 5,000 people ate that meal.

They had five loaves of bread and two fish.

Name: _____

Penmanship Practice I

Directions: Write the lowercase letter on the line next to the uppercase letter.



A

B

C

D

E

F

G

H

I

J

K

L

M

N

O

P

Q

R

S

T

U

V

W

X

Y


Z



Name: _____

Penmanship Practice 3

Directions: Write the uppercase and lowercase letters from A-Z.



Aa		
----	--	--


--	--	--	--

--	--	--	--

--	--	--	--

--	--	--	--


--	--	--	--

			
--	--	--	---

Name: _____

Penmanship Practice 2

Directions: Write the uppercase letter on the line next to the lowercase letter.



a	b	c	
d	e	f	g
h	i	j	k
l	m	n	o
p	q	r	s
t	u	v	w
x	y	z	



Name: _____

Let's Count from 1-50

Directions: Trace the numbers from 1-50.

1	2	3	4	5
6	7	8	9	10
11	12	13	14	15
16	17	18	19	20
21	22	23	24	25
26	27	28	29	30
31	32	33	34	35
36	37	38	39	40
41	42	43	44	45
46	47	48	49	50

Name: _____

Let's Count from 51-100

Directions: Write the numbers from 51-100.

51	52	53	54	55
56	57	58	59	60
61	62	63	64	65
66	67	68	69	70
71	72	73	74	75
76	77	78	79	80
81	82	83	84	85
86	87	88	89	90
91	92	93	94	95
96	97	98	99	100

Name: _____

Number Words

Directions: Count the drops. Cut and paste to match.



one

two

three

four

five

six

seven

eight

nine


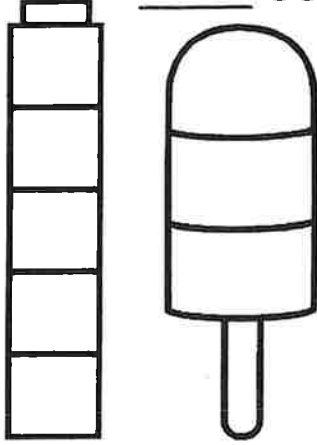







ten

Name: _____



Let's Measure Height!






Directions: Color the cubes to show the height of each object.
Write the number of cubes colored.

<p>_____ cubes</p> 	<p>_____ cubes</p> 	<p>_____ cubes</p> 
<p>_____ cubes</p> 	<p>_____ cubes</p> 	<p>_____ cubes</p> 
<p>_____ cubes</p> 	<p>_____ cubes</p> 	<p>_____ cubes</p> 

Name: _____

Count and Write

Directions: Count the bubbles and write the number.



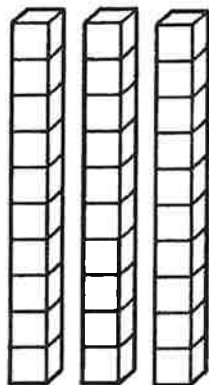
Name: _____



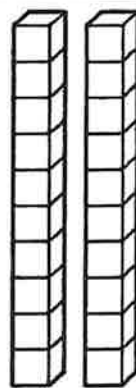
Let's Count by 10's

$$= 10$$

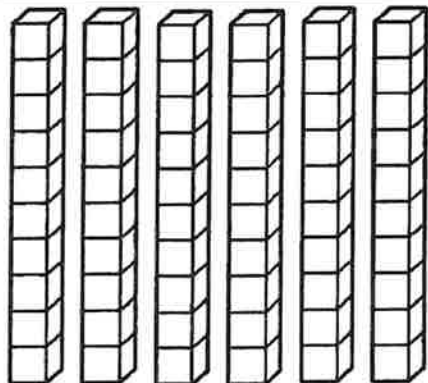
Directions: Count each set of rods. Color the number that matches.



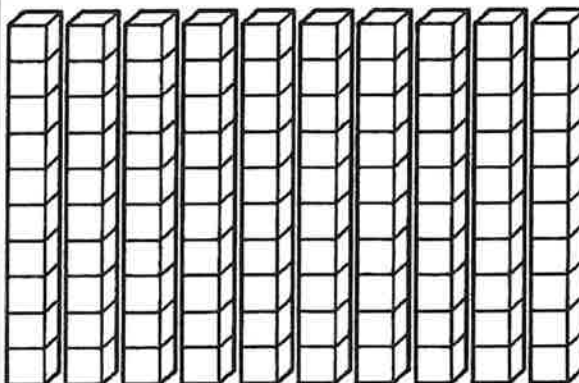
- 20
- 30
- 40



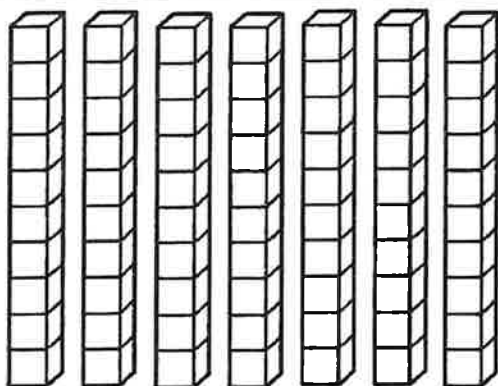
- 20
- 30
- 10



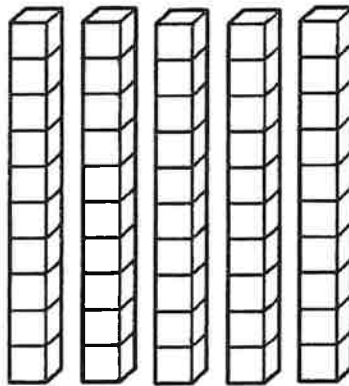
- 40
- 50
- 60



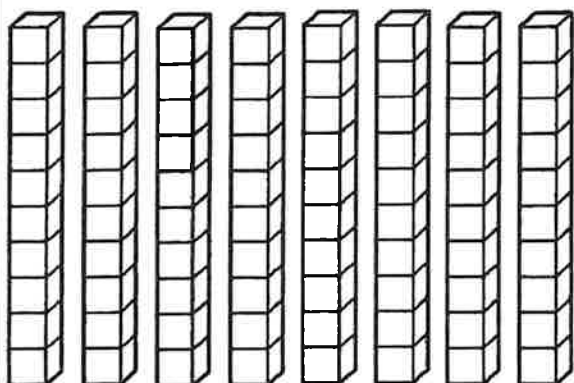
- 100
- 90
- 80



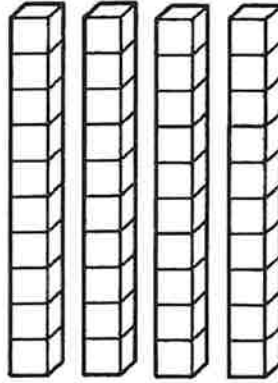
- 60
- 70
- 50



- 30
- 40
- 50



- 80
- 90
- 100




- 30
- 40
- 50

Name: _____

Summer Sports Numbers

Directions: Write the missing numbers 1-20.



1				5
	7		9	
		13		
16				

Before and After

Directions: Write the numbers that come before and after.

____ 3 ____
____ 9 ____
____ 16 ____
____ 7 ____




____ 2 ____
____ 12 ____
____ 19 ____
____ 5 ____



Name: _____

What Comes Next?



Directions: Trace dotted numbers and fill in the missing numbers.





11





12




15



13



16



Name: _____

Short Vowel Sounds


Circle the correct short vowel for each picture.

1.



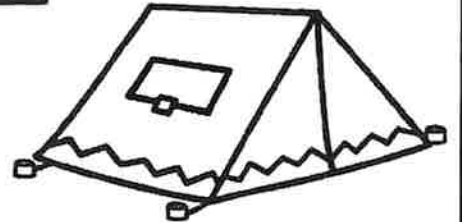
a e i o u

2.




a e i o u

3.



a e i o u

4.



a e i o u

5.




a e i o u

6.



a e i o u

7.



a e i o u

8.




a e i o u

9.



a e i o u

10.



a e i o u

11.



a e i o u

12.



a e i o u

Name: _____

Long Vowel Sounds


Circle the correct long vowel for each picture.

1.




a e i o u

2.




a e i o u

3.



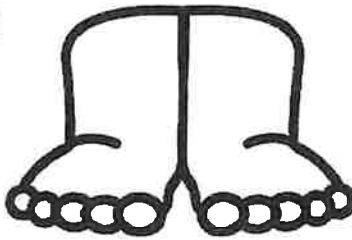
a e i o u

4.




a e i o u

5.



a e i o u

6.




a e i o u

7.




a e i o u

8.



a e i o u

9.




a e i o u

10.



a e i o u

11.



a e i o u


12.



a e i o u

Name: _____


COLOR the NOUNS



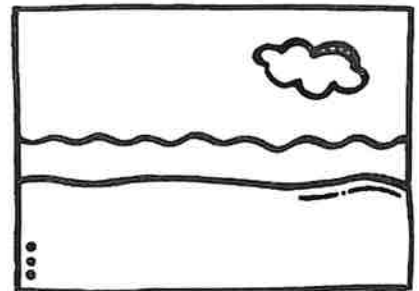


person



place



thing



Name: _____

sort the Nouns

Person

Place

Thing

farm

bug

king

school

horse

farmer

nose

egg

lady

library


city

teacher

Name: _____

verbs

Match the verbs to the pictures.



shop

talk

skip


swing

draw

cook

Name: _____

I Can Read! Set 1



I got a red bike.




Here is my jet.



It is a big crib.



Look at the pin.




The can has a tab.



Name: _____


I Can Read! Set 2



Go find the dog.



A fox is in a box.



My dad is glad.



I see a big hole.



Can you help me?

