

Kindergarten Summer Packet

This packet belongs to:

Parent Letter

Parents,

This packet was created to help your child retain what they learned during pre-k. The pages were set up where your child will practice their skills three times a week. The packet will give students the opportunity to practice skills that are meant to prepare your child for kindergarten. It should not take your child more than 15 to 20 minutes to complete one page.

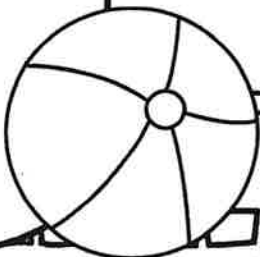
For this packet to work best, it is important to only do what is allotted for that week. Finishing the entire packet in one week will not help your child retain the information throughout the summer. It is also important to allow your child to work independently and then review the pages with them when completed. Each page is structured to encourage your child to work independently.

There is also a reading log included in this packet. This way you can record how much your child reads each day. It is suggested that children read 20 minutes a day.

At the end of the summer, please have your child return the packet to me completed for a special treat.


Thank you for taking an active role in your child's education.

Have a great summer!



Week 1: Day 1

NAME: _____



Letters

Circle the letter A a.

f a B 2

A l a m


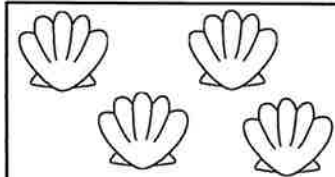
3 A a T

b r X A

a A 7 z

Counting

Count the objects. Write the number below.



Shapes

Trace the shapes with a crayon.
Trace the shape words with a pencil.



square

square




circle

circle

Week 1: Day 2

NAME: _____



Letters

Circle the letter B b.

a B r b

B 3 m b

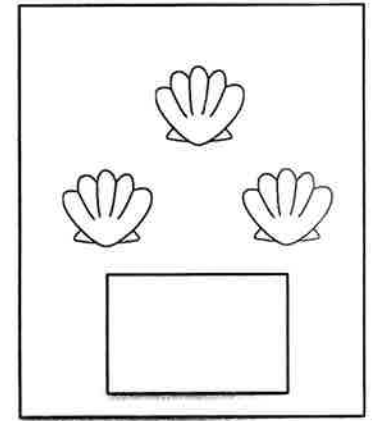
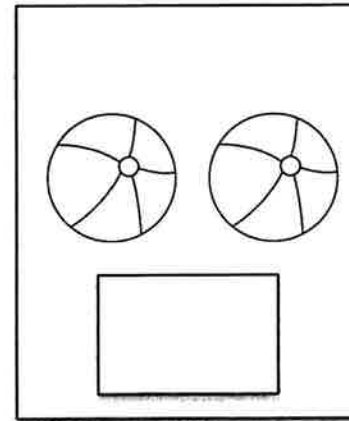
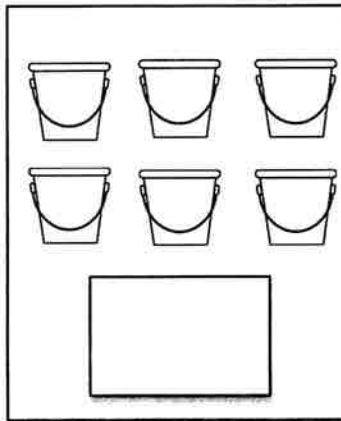
D b t L

b P B x

2 B R b

Counting

Count the objects. Write the number below.




Numbers

Write numbers 1 - 5 on the lines.

Week 1: Day 3

NAME: _____



Letters

Circle the letter C c.

C c t R

D C 4 C



c L C k

7 0 c C

C M a c

Patterns

Complete the patterns.



Numbers

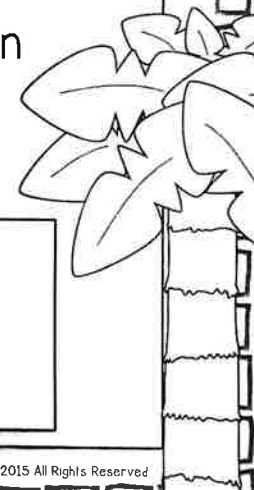
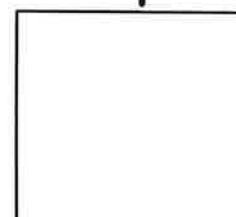


Look at the number. Draw circles in the square to match the number.

3

6


2

4



Week 2: Day 1

NAME: _____



Letters

Circle the letter D d.

a D B d

d Q R 5


6 l D d

D t d P

4 D x 7

Counting

Count the objects. Write the number below.



Shapes

Trace the shapes with a crayon.
Trace the shape words with a pencil.



rectangle

rectangle




triangle

triangle

Week 2: Day 2

NAME: _____



Letters

Circle the letter E e.

f e r E

E p k 3


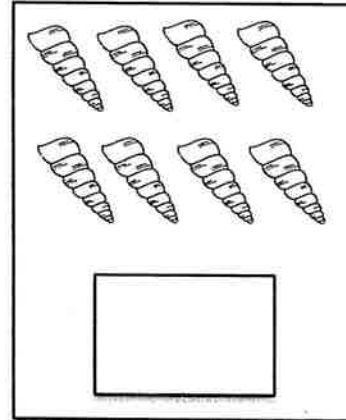
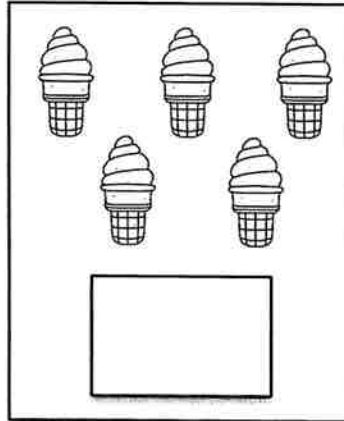
S m e 4

E 2 t e

D e E q

Counting

Count the objects. Write the number below.




Numbers

Write numbers 6 - 10 on the lines.

Week 2: Day 3

NAME: _____



Letters

Circle the letter F f.

f G F 2

k f m r


S F 4 f

t q F L

F 5 Y f

Patterns


Complete the patterns.




Numbers

Look at the number. Draw circles in the square to match the number.


1




8



5




3



Week 3: Day 1

NAME: _____



Letters

Circle the letter G g.

P g G r

G 2 k g

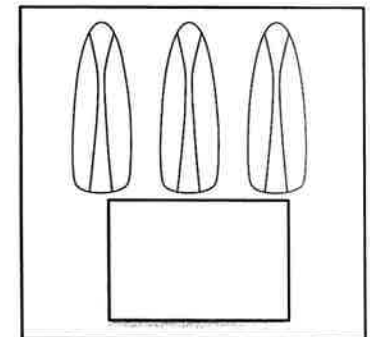
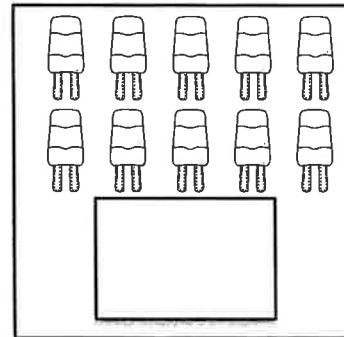
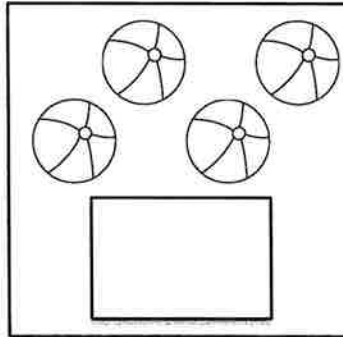
L m g H

q G b g

g Q R G

Counting

Count the objects. Write the number below.



Shapes

Trace the shapes with a crayon.
Trace the shape words with a pencil.



triangle

triangle




circle

circle

Week 3: Day 2

NAME: _____



Letters

Circle the letter H h.

p h R 2

H L 8 h

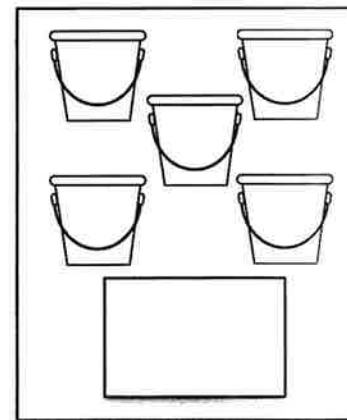

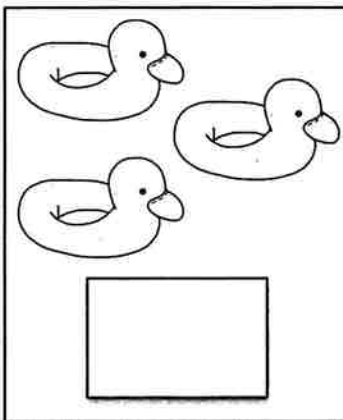
M B h H

h 4 H s

0 H j P

Counting

Count the objects. Write the number below.




Numbers

Write numbers 1 - 5 on the lines.

Week 3: Day 3

NAME: _____



Letters

Circle the letter I i.

2 I i L

i M N I



0 i p t

x T I i

I 4 i S

Patterns

Complete the patterns.




Numbers

Look at the number. Draw circles in the square to match the number.


4




2



7




9



Week 4: Day 1

NAME: _____



Letters

Circle the letter J j.

L J j i

j k 3 J

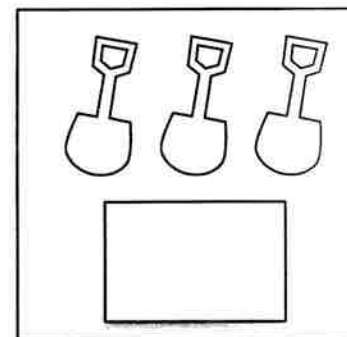
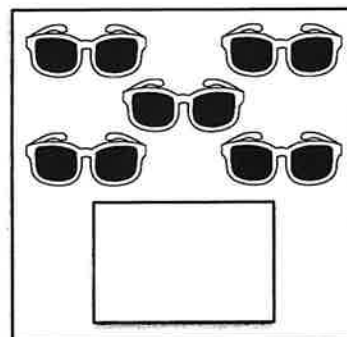
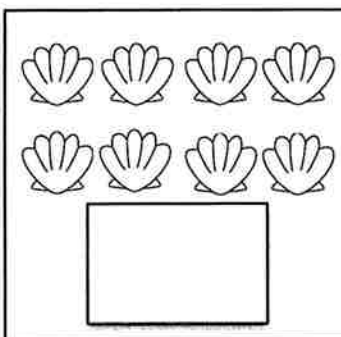
l j p r

J t J q

S 4 j j

Counting

Count the objects. Write the number below.



Shapes

Trace the shapes with a crayon.
Trace the shape words with a pencil.



square

square




rectangle

rectangle

Week 4: Day 2

NAME: _____



Letters

Circle the letter k k.

p k 3 k

k m k L



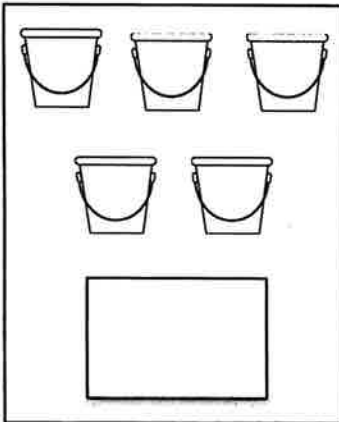
k 6 t k

Y k Z p

5 x k k

Counting

Count the objects. Write the number below.




Numbers

Write numbers 6 - 10 on the lines.

Week 4: Day 3

NAME: _____



Letters

Circle the letter L l.

2 L p l

l t v 4

q m l L

L x L f

G l n L

Patterns


Complete the patterns.




Numbers

Look at the number. Draw circles in the square to match the number.


5



10



1




7



Week 5: Day 1

NAME: _____



Letters

Circle the letter M m.

m M 2 N

P m r M

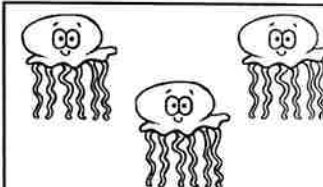
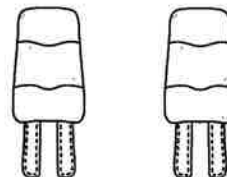

M u m T

6 M G n

v c Z m

Counting

Count the objects. Write the number below.



Shapes

Trace the shapes with a crayon.
Trace the shape words with a pencil.



circle

circle




square

square

Week 5: Day 2

NAME: _____



Letters

Circle the letter N n.

T N U n

n k M L



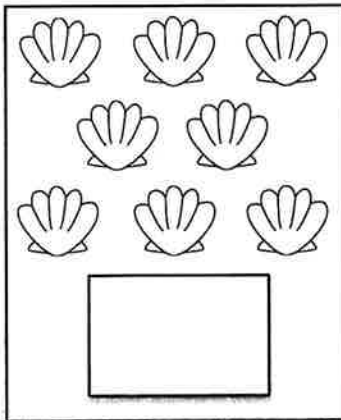
m x N 4

N n 3 b

o c n N

Counting

Count the objects. Write the number below.




Numbers

Write numbers 1 - 5 on the lines.

Week 5: Day 3

NAME: _____



Letters

Circle the letter O o.

O P 2 O

L o O x

O v R 4

5 s O o

J o q m

Patterns


Complete the patterns.




Numbers

Look at the number. Draw circles in the square to match the number.

4




9



2




6



Week 6: Day 1

NAME: _____



Letters

Circle the letter P p.

R p P 2

P L D p

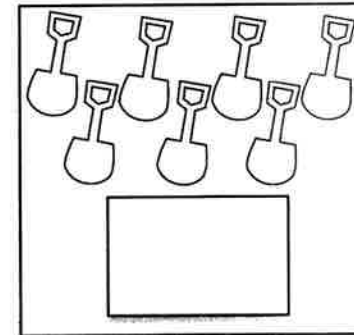
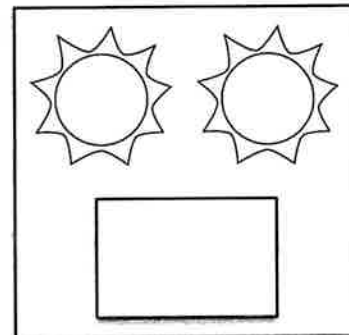
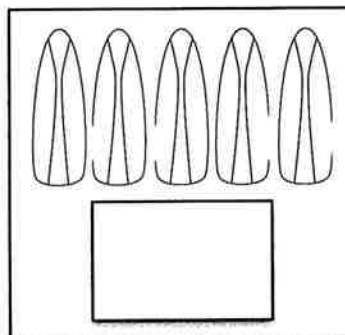
B P Q 8

p s M P

u d P w

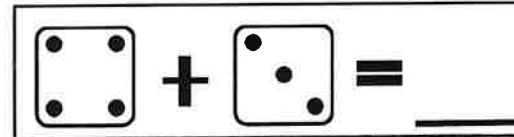
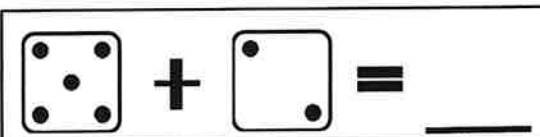

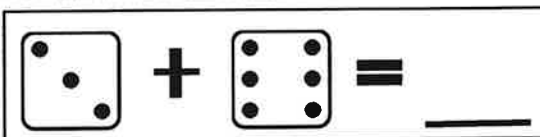
Counting

Count the objects. Write the number below.




Adding

Look at the dots on the dice.
Add the dots together.



Week 6: Day 2

NAME: _____



Letters

Circle the letter Q q.

t q Q O

Q L 3 q


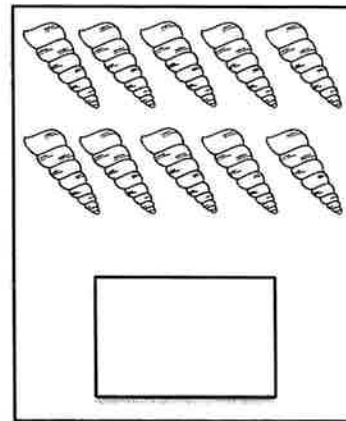
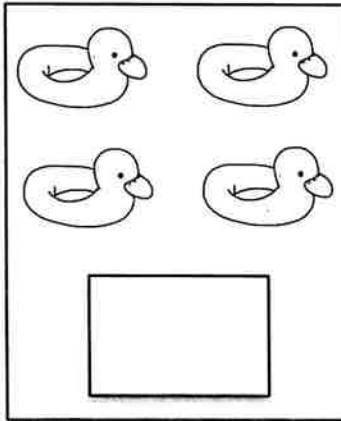
M Q u Q

q q Q w

7 q C d

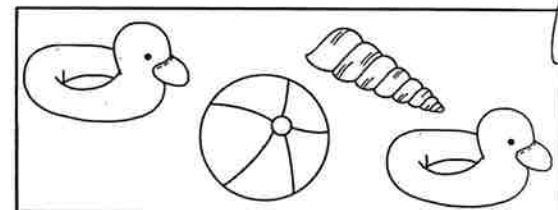

Counting

Count the objects. Write the number below.




Matching

Look at the pictures in the boxes. Color the pictures that match.



Week 6: Day 3

NAME: _____



Letters

Circle the letter R r.

r R 2 P

q s R 6


R h x r

L r R q

P R 5 r

Patterns


Complete the patterns.




Numbers

Look at the number. Draw circles in the square to match the number.


3




1



7




4



Week 7: Day 1

NAME: _____



Letters

Circle the letter S s.

t s 3 S

S k M 2




v S s b

6 I S c

s 7 0 S

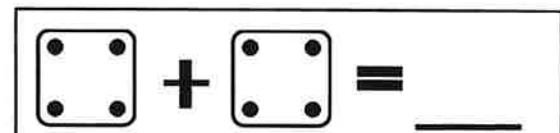

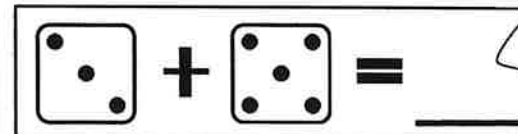

Counting

Count the objects. Write the number below.




Adding

Look at the dots on the dice.
Add the dots together.



Week 7: Day 2

NAME: _____



Letters

Circle the letter T t.

m T t l

t q M s

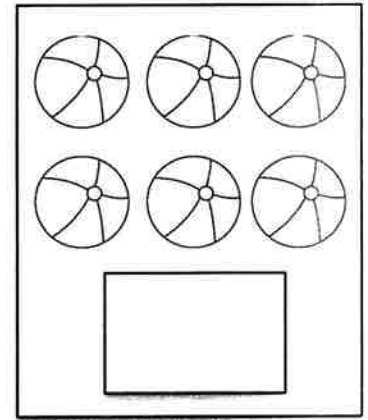

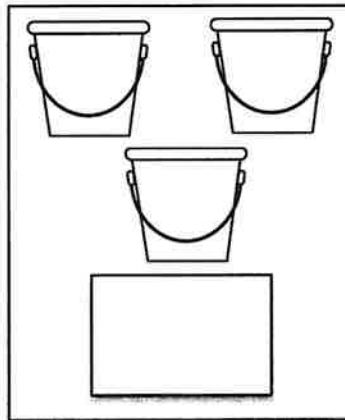
T l t x

t r u T

k p T t

Counting

Count the objects. Write the number below.



Matching

Look at the pictures in the boxes. Color the pictures that match.

