

Create a Gratitude Tree



Materials:

- Poster board or brown kraft/packing paper
- Colored construction paper (red, orange, brown, yellow)
- Markers/colored pencils/crayons
- Tape/glue/string
- Scissors

Instructions:

First, gather all of your supplies. Then, you'll create the tree trunk. Draw a simple tree trunk with branches on a posterboard, or use kraft paper to form a tree trunk and branches. Then you'll prepare the leaves by cutting out leaf shapes from the colored paper (or you can print out these leaves). Be sure to make plenty—you'll want enough for each person to add one every day through the month! Now that everything is prepared, you'll want to set aside a time each day for everyone to gather together and reflect on all of the blessings in their lives. Every day, everyone will take a leaf and write down one thing they are grateful for. Use tape or string to hang your leaves to your branches, and watch your tree grow with colorful reminders of gratitude! When the tree is finally full, take some to read each leaf together. Discuss what each note of gratitude means to you.

Bonus: By Thanksgiving, your tree will be full of blessings, making it a beautiful and fitting centerpiece for the holiday.



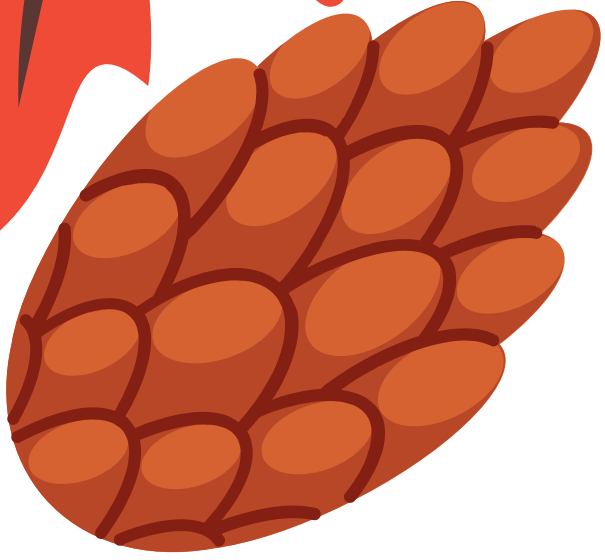
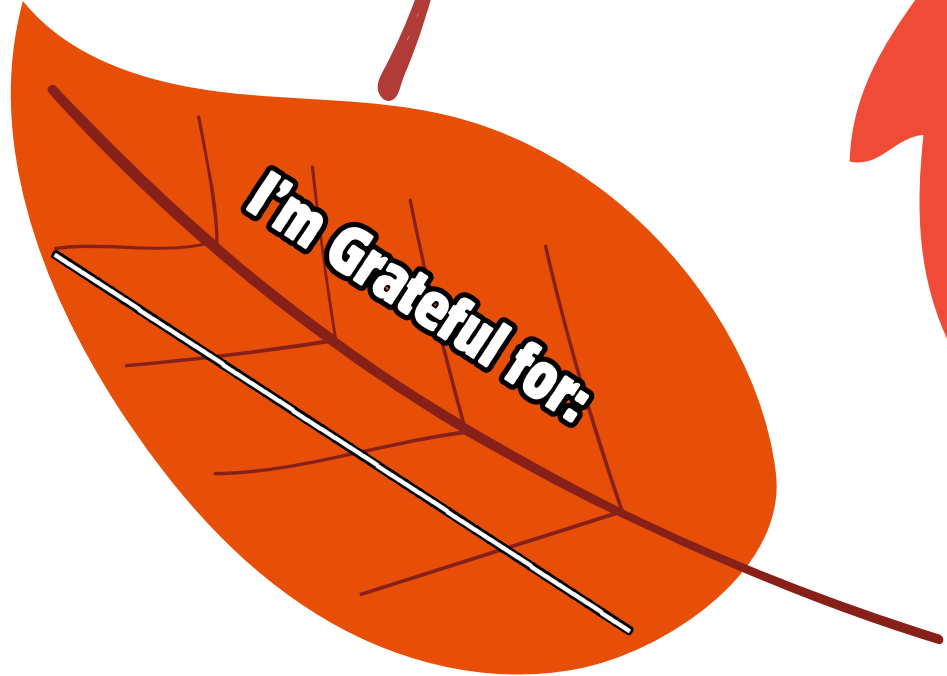
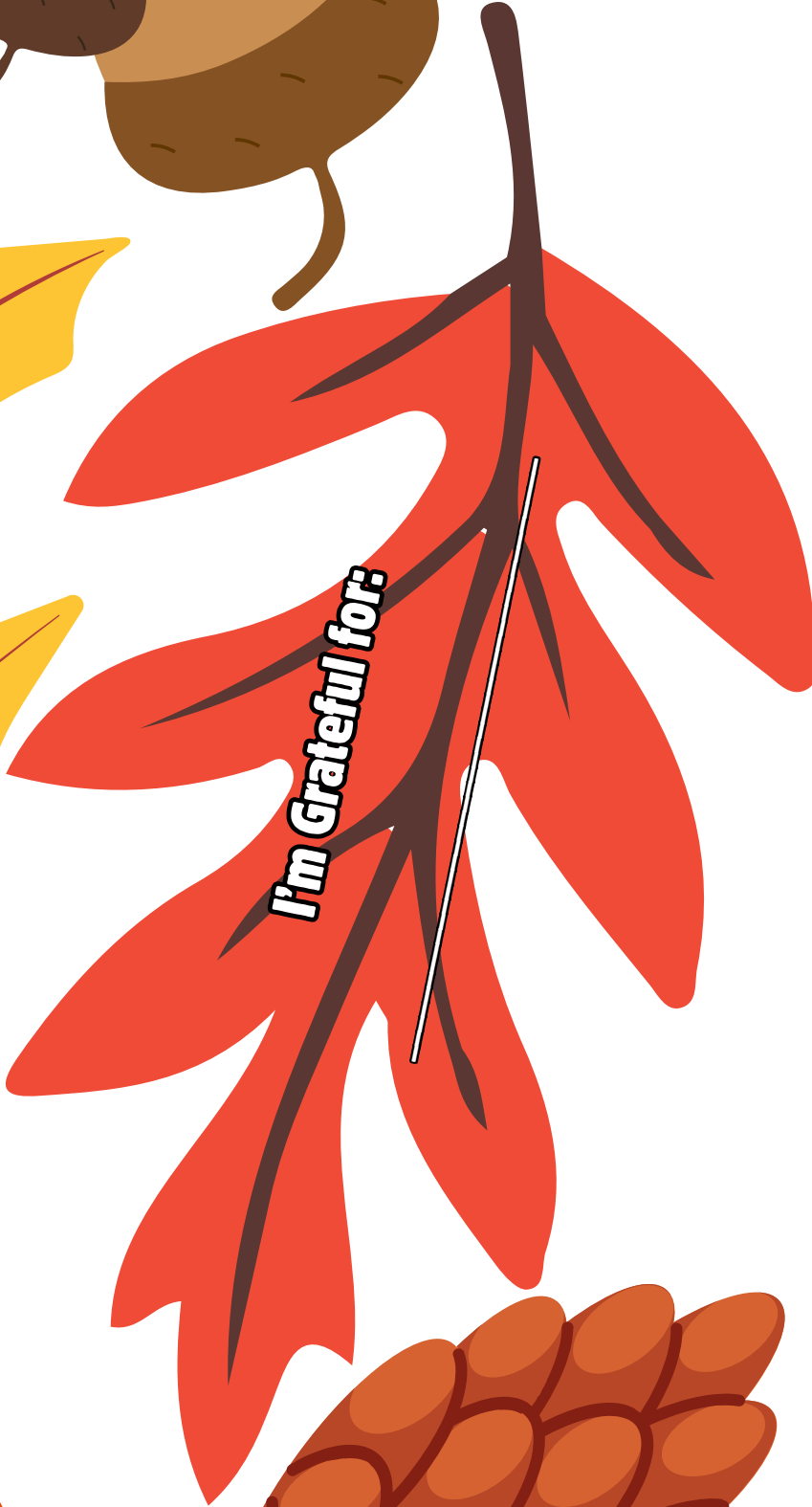
I'm Grateful for:




I'm Grateful for:



I'm Grateful for:






I'm Grateful for:




I'm Grateful for:

I'm Grateful for:



I'm Grateful for:



I'm Grateful for:





I'm Grateful for:



I'm Grateful for:



I'm Grateful for:




I'm Grateful for:



I'm Grateful for:



I'm Grateful for:



I'm Grateful for:




I'm Grateful for:



I'm Grateful for:



I'm Grateful for:






I'm Grateful for:



I'm Grateful for:



I'm Grateful for:





I'm Grateful for:



I'm Grateful for:

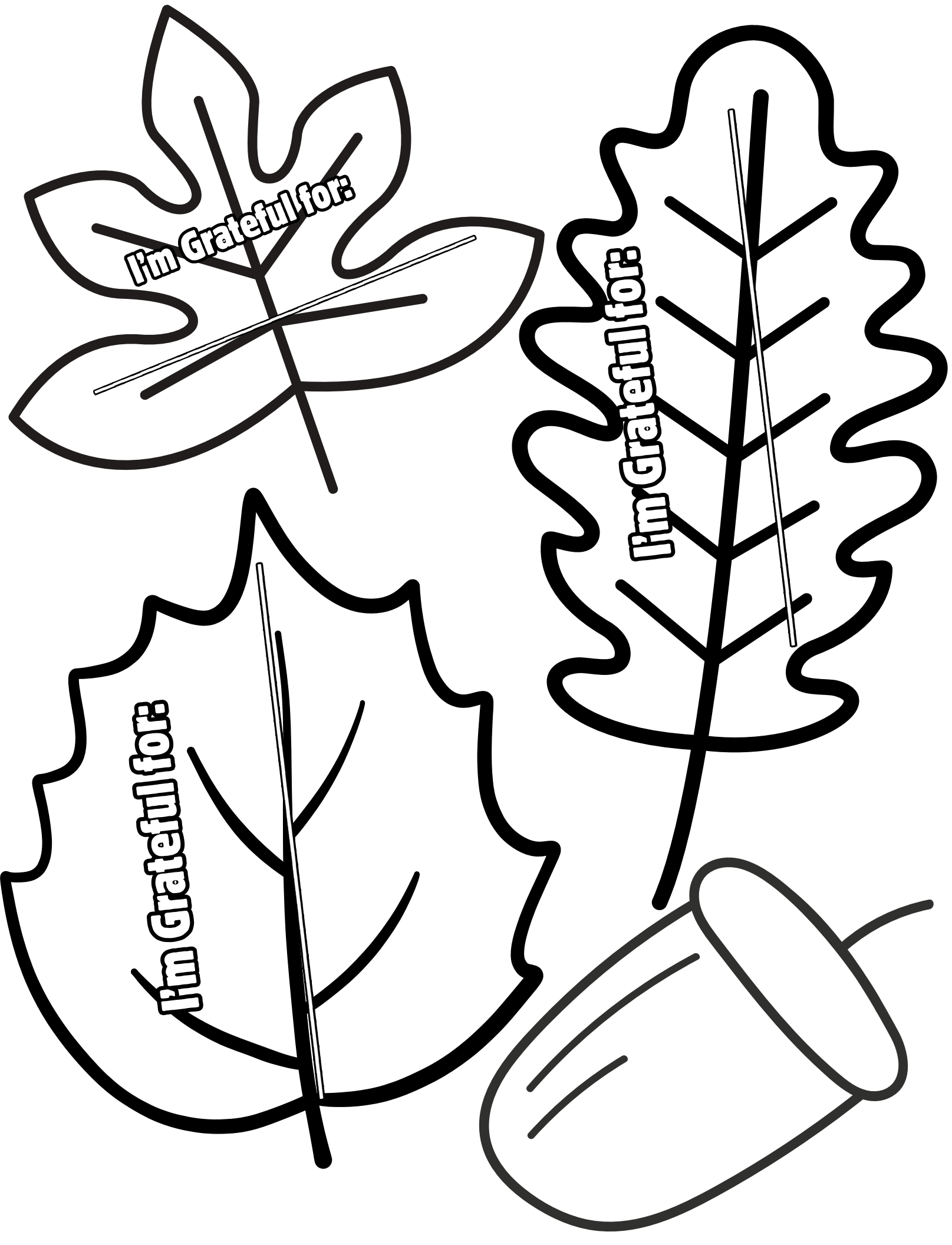











I'm Grateful for:



I'm Grateful for:



I'm Grateful for:




















I'm Grateful for:



I'm Grateful for:

