

Fifth and Sixth Grade Literature List

First Baptist Christian School

*An asterisk following a book title indicates that any book in the series is approved.

Black Beauty

Boy Knight: A Tale of the Crusades

Boxcar Children

Call of the Wild

Chronicles of Narnia*

Hardy Boys*

Hatchet

Henry Huggins*

Henry Reed, Inc.*

Holes

Hole in the fence

Hundred Dresses, The

Incredible Journey, The

James and the Giant Peach

King's Fifth, The

Nancy Drew*

Life and Adventures of Robinson Crusoe, The

Little House on the Prairie*

Little Princes, A

Little Women

Wolf and Dog, The

Wrinkle in Time, A

20,000 Leagues Under the Sea

Dear parents,

Let's keep those kiddos reading.

I am assigning a book report to be done during the summer break. I have attached a list of books and directions for a book report. If they do not want to do the attached report, they may do a traditional book report. It should be 200-250 words and have an introduction, paragraphs about the beginning, middle, and end of the book. The last paragraph should be a conclusion stating if they liked the book, and would they recommend it to the other students. It should have a total of five paragraphs. These book reports should be handed in on the first day of class and will be their first grade for English. This will be a 100-point grade. **They must choose a book from the attached list.** They do not have to stop reading with that one book I would recommend any book on the list. The library also has a good summer reading program that offers incentives for reading books.


Your teacher,
Mrs. Kuykendall

Cereal Box Book Report



Name: _____ Book: _____ Due Date: _____

CEREAL BOX BOOK REPORT



Your assignment is to design a cereal related to a fictional book. You will also decorate a real cereal box with illustrations, text and even a prize inside!

FRONT OF BOX: Include the name of the cereal and a picture. Invent a name for the cereal that is related to book, yet sounds like a cereal. Do not use the exact title of the book. Choose a shape for the cereal as well as colors and ingredients that all relate to the book.

RIGHT SIDE: Make a list of ingredients that includes the story elements (main characters and setting). Under the heading "Ingredients," list the main characters and the setting and write at least 1 sentence about each.

LEFT SIDE: Write a one-paragraph summary that describes the main problem and the solution of the book. Try to use words that will "grab" the reader's attention and make them want to buy your cereal.

BACK OF BOX: Design a game that is based on the story. It can be a puzzle, word search, word scramble, maze, crossword puzzle, hidden picture illustration, or any other fun activity. Make sure that it includes information from the book.

TOP OF BOX: Include the title, author, number of pages, and the number of stars you would give the book if you were a book critic. The maximum number is 5 stars.

PRIZE: Your prize must be something the main character could have used in the book or something that reminds you of the main character. You must include a picture of the prize on the front of your box. You may actually put a prize in your box.

DON'T FORGET!

Proofread carefully to avoid errors in grammar, spelling.
Cereal box must be colorful and creatively designed. Ce
assembled and written portions need to be e


Copyright 2016 Happy Teacher Happy Student



Name: _____ Book: _____ Due Date: _____

Cereal Box Book Report

Your assignment is to design a cereal related to a fictional book. You will also decorate a real cereal box with illustrations, text and even a prize inside!



Front of Box: Include the name of the cereal and a picture. Invent a name for the cereal that is related to book, yet sounds like a cereal. Do not use the exact title of the book. Choose a shape for the cereal as well as colors and ingredients that all relate to the book.

Prize: Your prize must be something the main character could have used in the book or something that reminds you of the main character. You must include a picture of the prize on the front of your box. You may actually put a prize in your box!

Right Side: Make a list of ingredients that includes the story elements (main characters and setting). Under the heading "Ingredients," list the main characters and the setting and write at least 1 sentence about each.

Left Side: Write a one-paragraph summary that describes the main problem and the solution of the book. Try to use words that will "grab" the reader's attention and make them want to buy your cereal.

Back of Box: Design a game that is based on the story. It can be a puzzle, word search, word scramble, maze, crossword puzzle, hidden picture illustration, or any other fun activity. Make sure that it includes information from the book.

Top of Box: Include the title, author, number of pages, and the number of stars you would give the book if you were a book critic. The maximum number is 5 stars.

Don't Forget!

Proofread carefully to avoid errors in grammar, spelling and/or punctuation. Cereal box must be colorful and creatively designed. Cereal box must be neatly assembled and written portions need to be easy to read!


Front of Box: Include the name of the cereal and a picture. Invent a name for the cereal that is related to book, yet sounds like a cereal. Do not use the exact title of the book. Choose a shape for the cereal as well as colors and ingredients.

Prize: Your prize must be something the main character could have used in the book or something that reminds you of the main character. You must include a picture of the prize on the front of your box. You may actually put a prize in your box!



A large rectangular area with a decorative, scalloped border, intended for drawing and writing. The area is currently blank, providing space for the student to create their cereal box design and prize illustration.

Back of Box: Design a game that is based on the story. It can be a puzzle, word search, word scramble, maze, crossword puzzle, hidden picture illustration, or any other fun activity. Make sure that it includes information from the book.




A large, empty rectangular area with a decorative, scalloped border, intended for the student to design a game based on the story.

Left Side: One-paragraph summary that describes the main problem & solution of the book. Use words that will "grab" the reader's attention and make them want to buy your cereal.

Right Side: List of ingredients that includes the story elements (main characters & setting). Under the heading "Ingredients," list the main characters & setting and write at least 1 sentence about each.

Top of Box: Include title, author, number of pages, and the number of stars you would give the book if you were a book critic. The max number is 5 stars.



Large empty rectangular box for writing the one-paragraph summary.

Large empty rectangular box for writing the list of ingredients.

Large empty rectangular box for writing the book title, author, page count, and star rating.

Left Side: One-paragraph summary that describes the main problem & solution of the book. Use words that will "grab" the reader's attention and make them want to buy your cereal.

Right Side: List of ingredients that includes the story elements (main characters & setting). Under the heading "Ingredients," list the main characters & setting and write at least 1 sentence about each.

Top of Box: Include title, author, number of pages, and the number of stars you would give the book if you were a book critic. The max number is 5 stars.



A large vertical rectangular box with a dashed border, containing 20 horizontal lines for writing a summary.

Ingredients

A vertical rectangular box with a dashed border, containing the heading "Ingredients" at the top and 20 horizontal lines for listing story elements.

Title: _____ **Author:** _____ **Number of Pages:** _____

I give this book _____ out of 5 stars

Five large, empty five-pointed stars arranged horizontally, used for rating the book.