

We Adore Him Sign Up Instructions

Table of Contents

Access We Adore Him	2
Creating an Account	3
Logging into Your Account	4
Viewing the Adoration Schedule	5
Viewing Your Personal Dashboard	6
Requesting a Substitute	7
Fulfilling a Substitute Request	8

Click on the button We Adore Him button on our St. Charles website or scan the bar code found either within our weekly bulletin or on the walls within our Narthex area using your phone.

Please Note: You may then be presented with the screen on the following page if you do not have an existing We Adore Him account. Should you already have a We Adore Him account you can click on the "[Please log in](#)" link.

Create New Account

St. Charles Eucharistic Adoration in Hartland, WI



Sign up for Eucharistic Adoration in two easy steps:

1. Complete this form to create an **adorer account**.
2. After your account is approved, click on the schedule to make an **adoration commitment**.

Already have an account? [Please log in.](#)

Full name

Your full name.

Password

Provide a password for your account.

Email address

Your email address. By submitting this form, you consent to receive We Adore Him emails from St. Charles Parish.

Phone number

Your phone number. By submitting this form, you consent to receive We Adore Him text messages and phone calls from St. Charles Parish for commitment reminders, public service announcements, account notifications, etc. Message frequency varies. Message and data rates may apply. Unsubscribe at any time by replying STOP. Reply HELP for help. View our [privacy policy](#) and [terms of use](#).

Language

☒ English ☐ Spanish

Notification method

☐ Email ☒ Text message ☐ Phone call ☐ Disabled

☐ Notify me of substitute requests

Select this to become an adoration substitute.

☒ Share contact information with other adorers

Select this to include your phone number and email address in the adorer directory.

Activation code

If your adoration coordinator gave you a code, please enter it here.

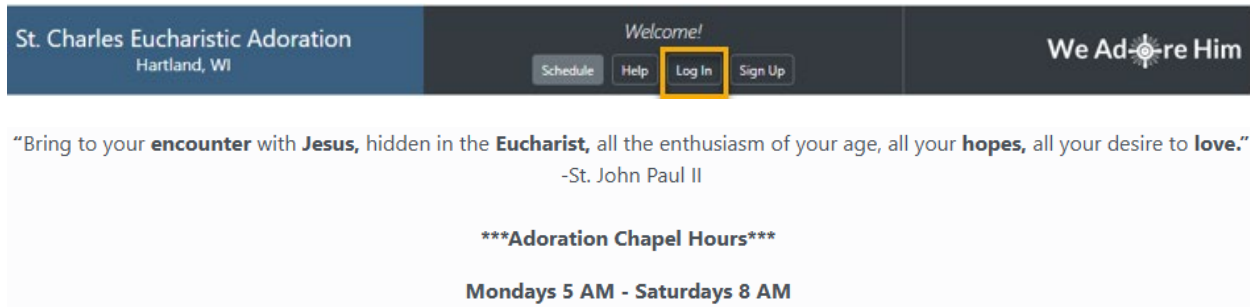
Cancel

Create Account

Mobile # is preferred, especially if you are a substitute or wish to be a sub.

Text is preferred, especially if you are a substitute, wish to be a sub, or plan to request a substitute via We Adore Him.

Whenever you wish to log back in, click on the Log In button.



Enter your name, email or phone number and then enter the password you created.

Finally, click on the green Log In button to access your account.

Log In

St. Charles Eucharistic Adoration in Hartland, WI

Log in to your adoration account by completing this form.

Don't have an adoration account? [Please sign up.](#)

Full name, email address or phone number

Password

[Forgot your password?](#)

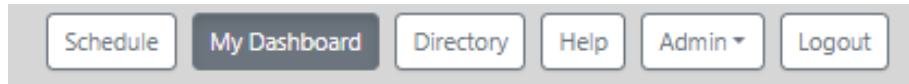
Log In

SCHEDULE: After you log in, you will see the current Adoration Schedule screen which includes current Chapel open hours and adorers for each hour along with where we need more adorers.

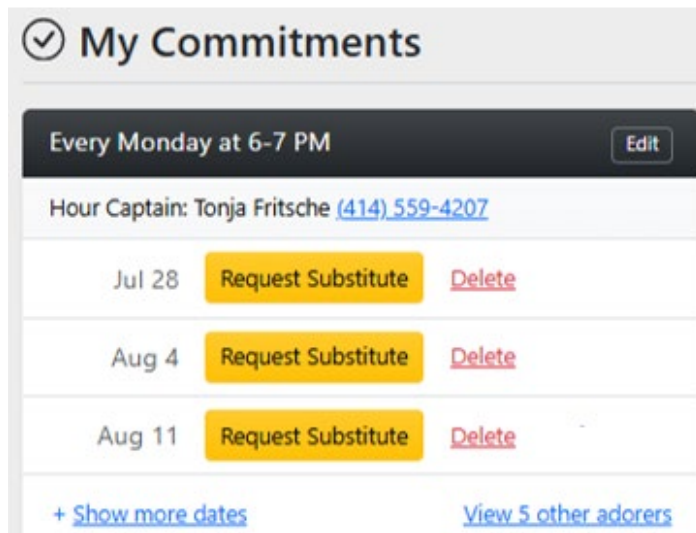
- Greyed out means Adoration Chapel is closed during that day and time.
- Light blue background means Adoration Chapel is open for worshipping Our Lord.
- Those in orange means we do not have any adorers signed up for that hour yet.

<div> Schedule My Dashboard Directory Help Admin Logout </div>							
<div> <p>"Bring to your encounter with Jesus, hidden in the Eucharist, all the enthusiasm of your age, all your hopes, all your desire to love." -St. John Paul II</p> <p>***Adoration Chapel Hours*** Mondays 5 AM - Saturdays 8 AM</p> </div>							
<div> <div>Adoration Schedule</div> <div>Click on any hour to sign up!</div> <div> <div>< Jul 20 - Jul 26 ></div> <div> <div>Legend</div> <div>Settings</div> <div>Print</div> </div> </div> </div>							
Edit Schedule	Sun 20	Mon 21	Tue 22	Wed 23	Thu 24	Fri 25	Sat 26
12:00 AM (midnight)			<div> <div>✓ Todd</div> <div>✓ John</div> </div>	<div> <div>Thomas</div> <div>Maureen</div> <div>Kerry</div> <div>(needs sub)</div> </div>	<div> <div>Michael</div> <div>Casey</div> </div>	<div> <div>Lauren</div> <div>(sub requested)</div> <div>1 needed</div> </div>	<div> <div>Geno</div> <div>(sub requested)</div> <div>1 needed</div> </div>
1:00 AM			<div> <div>✓ Joe</div> </div>	<div> <div>Jason</div> <div>Geno</div> </div>	<div> <div>Nick</div> <div>Angie</div> </div>	<div> <div>Amy</div> <div>Jane</div> </div>	<div> <div>ⓘ Liam</div> <div>1 needed</div> </div>
2:00 AM			<div> <div>✓ 2 Gabe</div> <div>✓ David</div> </div>	<div> <div>Angie</div> <div>Johanna</div> </div>	<div> <div>Mike</div> <div>Nick</div> </div>	<div> <div>Gabe</div> <div>(sub requested)</div> <div>1 needed</div> </div>	<div> <div>(sub requested)</div> <div>2 needed</div> </div>

MY DASHBOARD: Click on the My Dashboard button



Scroll down the page to see your commitments on the left-hand side of the page.



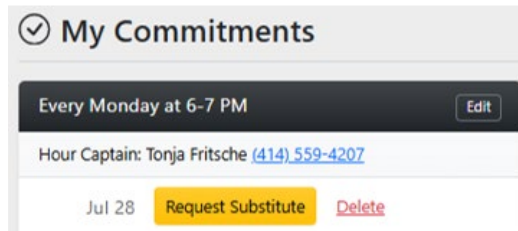
You can see your next 3 upcoming adoration hour commitments and can click on “Show more dates” to see more of your upcoming adoration hour commitments.

Click on “View 5 other adorers” to see the two people adoring in the hour before you, your adoration hour partner, and the two people adoring in the hour after you.

Substitutes

Requesting a substitute

You can also request a substitute for any of your commitments by clicking on the orange “Request Substitute” button. If you change your mind about needing a substitute you can always click on the Delete button in red.



Another option to request a substitute for one of your upcoming adoration hours is to text “**SUB**” to the We Adore Him phone number shown below. While a third option to request a substitute is to call the We Adore Him phone number.

Unable To Attend Adoration?

You can request a substitute by texting the word **SUB** to our automated system at [\(262\) 563-8887](tel:(262)563-8887).

Text the automated system

You can also request a substitute by calling the same phone number.


Call the automated system

NOTE: The automated system will only accept one-word messages ...
SUB, YES, NO, MORE, 1, 2, etc.

Please note: If your adoration commitment starts in the *next 6 hours*, you cannot request a substitute through the automated system.

Fulfilling someone else's outstanding request for a Substitute

On your MY DASHBOARD page, you will below in scrolling below your My Commitments section, a section entitled "Substitute Requests" which lists all hours needed a substitute adorer. This list contains both any you had requested that remain outstanding as well as those requested by others that you may fulfill by clicking on the green Sign Up button.

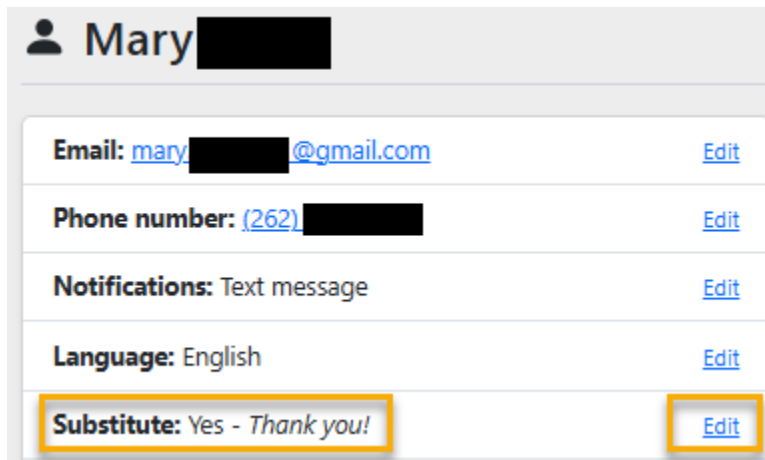
 **Substitute Requests**

It looks like someone needs a substitute! Click a button below to sign up as a substitute.

Tomorrow, July 29, 2025 at 1-2 AM Requested by you.	
This Wednesday, July 30, 2025 at 10-11 PM Requested by David [REDACTED].	Sign Up
This Friday, August 1, 2025 at 12-1 AM Requested by you.	
This Friday, August 1, 2025 at 2-3 AM Requested by Gabe [REDACTED].	Sign Up

Another way to fulfill someone else's request for a Substitute is to set the "Notify of substitute requests" sliding bar set to the right so that you will receive a text message any time a substitute adorer is requesting for an hour of a day that you indicated you are willing to be considered as a substitute. Just reply "Yes" or "No" to the text message.

Step 1 – Hit the [Edit](#) button in your My Dashboard profile.



The screenshot shows a user profile dashboard for a user named Mary [REDACTED]. The profile is displayed in a light gray box with a header containing a person icon and the name "Mary [REDACTED]". Below the header, there are five rows of profile information, each with an "Edit" link to its right. The rows are: Email (mary [REDACTED]@gmail.com), Phone number ((262) [REDACTED]), Notifications (Text message), Language (English), and Substitute (Yes - Thank you!). The "Substitute" row and its "Edit" button are highlighted with orange boxes.

Email: mary [REDACTED]@gmail.com	Edit
Phone number: (262) [REDACTED]	Edit
Notifications: Text message	Edit
Language: English	Edit
Substitute: Yes - Thank you!	Edit

Step 2 – When the Edit Account screen pops up, move the “[Notify of substitute requests](#)” slider to the right.

Edit Account

Full name

Sort name [edit](#)

Mary [REDACTED]

[REDACTED]

The adorer's full name.

New password (optional)

Password

Leave this blank to keep the password unchanged.

Email address (optional)

mary.[REDACTED]@gmail.com

The adorer's email address.

Phone number (optional)

(262) [REDACTED]

The adorer's phone number.

Language

☒ English ☐ Spanish

Notification method

☐ Email ☒ Text message ☐ Phone call ☐ Disabled

☒ Notify of substitute requests

Select this to make the adorer an adoration substitute.

Step 3 – Choose the days and time you wish to be considered as a Substitute adorer (aka when you are willing to be notified of an opening in order to then decide if you wish to fulfill that hour).

In this example below, this adorer is set to receive any request for a substitute adorer that falls between the hours of 3:00am and 6:00pm every day.

When is the adorer generally available to substitute?

When another adorer needs a substitute, we will contact this adorer only if the adoration date is one of these selected times.

Choose one:

[Time Ranges](#) [Hours](#) [Days](#) [Weekly Schedule](#)

☐ Select All

☐ Every day, 12:00 AM – 3:00 AM

☒ Every day, 3:00 AM – 6:00 AM

☒ Every day, 6:00 AM – 9:00 AM

☒ Every day, 9:00 AM – 12:00 PM (noon)

☒ Every day, 12:00 PM – 3:00 PM

☒ Every day, 3:00 PM – 6:00 PM

☐ Every day, 6:00 PM – 9:00 PM

☐ Every day, 9:00 PM – 12:00 AM (midnight)

Recommendation: We suggest you choose your Substitute consideration availability by clicking on the weekly schedule and choosing the days and times that work for you.

When is the adorer generally available to substitute?

When another adorer needs a substitute, we will contact this adorer only if the adoration date is one of these selected times.

Choose one: [Time Ranges](#) [Hours](#) [Days](#) [Weekly Schedule](#)

	Sun	Mon	Tue	Wed	Thu	Fri	Sat
<input type="checkbox"/>							
12:00 AM	<input type="checkbox"/>	<input type="checkbox"/>	<input type="checkbox"/>	<input type="checkbox"/>	<input type="checkbox"/>	<input type="checkbox"/>	<input type="checkbox"/>
1:00 AM	<input type="checkbox"/>	<input type="checkbox"/>	<input type="checkbox"/>	<input type="checkbox"/>	<input type="checkbox"/>	<input type="checkbox"/>	<input type="checkbox"/>
2:00 AM	<input type="checkbox"/>	<input type="checkbox"/>	<input type="checkbox"/>	<input type="checkbox"/>	<input type="checkbox"/>	<input type="checkbox"/>	<input type="checkbox"/>
3:00 AM	<input checked="" type="checkbox"/>	<input checked="" type="checkbox"/>	<input checked="" type="checkbox"/>	<input checked="" type="checkbox"/>	<input checked="" type="checkbox"/>	<input checked="" type="checkbox"/>	<input checked="" type="checkbox"/>
4:00 AM	<input checked="" type="checkbox"/>	<input checked="" type="checkbox"/>	<input checked="" type="checkbox"/>	<input checked="" type="checkbox"/>	<input checked="" type="checkbox"/>	<input checked="" type="checkbox"/>	<input checked="" type="checkbox"/>
5:00 AM	<input checked="" type="checkbox"/>	<input checked="" type="checkbox"/>	<input checked="" type="checkbox"/>	<input checked="" type="checkbox"/>	<input checked="" type="checkbox"/>	<input checked="" type="checkbox"/>	<input checked="" type="checkbox"/>
6:00 AM	<input checked="" type="checkbox"/>	<input checked="" type="checkbox"/>	<input checked="" type="checkbox"/>	<input checked="" type="checkbox"/>	<input checked="" type="checkbox"/>	<input checked="" type="checkbox"/>	<input checked="" type="checkbox"/>
7:00 AM	<input checked="" type="checkbox"/>	<input checked="" type="checkbox"/>	<input checked="" type="checkbox"/>	<input checked="" type="checkbox"/>	<input checked="" type="checkbox"/>	<input checked="" type="checkbox"/>	<input checked="" type="checkbox"/>
8:00 AM	<input checked="" type="checkbox"/>	<input checked="" type="checkbox"/>	<input checked="" type="checkbox"/>	<input checked="" type="checkbox"/>	<input checked="" type="checkbox"/>	<input checked="" type="checkbox"/>	<input checked="" type="checkbox"/>
9:00 AM	<input checked="" type="checkbox"/>	<input checked="" type="checkbox"/>	<input checked="" type="checkbox"/>	<input checked="" type="checkbox"/>	<input checked="" type="checkbox"/>	<input checked="" type="checkbox"/>	<input checked="" type="checkbox"/>
10:00 AM	<input checked="" type="checkbox"/>	<input checked="" type="checkbox"/>	<input checked="" type="checkbox"/>	<input checked="" type="checkbox"/>	<input checked="" type="checkbox"/>	<input checked="" type="checkbox"/>	<input checked="" type="checkbox"/>
11:00 AM	<input checked="" type="checkbox"/>	<input checked="" type="checkbox"/>	<input checked="" type="checkbox"/>	<input checked="" type="checkbox"/>	<input checked="" type="checkbox"/>	<input checked="" type="checkbox"/>	<input checked="" type="checkbox"/>
12:00 PM	<input checked="" type="checkbox"/>	<input checked="" type="checkbox"/>	<input checked="" type="checkbox"/>	<input checked="" type="checkbox"/>	<input checked="" type="checkbox"/>	<input checked="" type="checkbox"/>	<input checked="" type="checkbox"/>
1:00 PM	<input checked="" type="checkbox"/>	<input checked="" type="checkbox"/>	<input checked="" type="checkbox"/>	<input checked="" type="checkbox"/>	<input checked="" type="checkbox"/>	<input checked="" type="checkbox"/>	<input checked="" type="checkbox"/>
2:00 PM	<input checked="" type="checkbox"/>	<input checked="" type="checkbox"/>	<input checked="" type="checkbox"/>	<input checked="" type="checkbox"/>	<input checked="" type="checkbox"/>	<input checked="" type="checkbox"/>	<input checked="" type="checkbox"/>
3:00 PM	<input checked="" type="checkbox"/>	<input checked="" type="checkbox"/>	<input checked="" type="checkbox"/>	<input checked="" type="checkbox"/>	<input checked="" type="checkbox"/>	<input checked="" type="checkbox"/>	<input checked="" type="checkbox"/>
4:00 PM	<input checked="" type="checkbox"/>	<input checked="" type="checkbox"/>	<input checked="" type="checkbox"/>	<input checked="" type="checkbox"/>	<input checked="" type="checkbox"/>	<input checked="" type="checkbox"/>	<input checked="" type="checkbox"/>
5:00 PM	<input checked="" type="checkbox"/>	<input checked="" type="checkbox"/>	<input checked="" type="checkbox"/>	<input checked="" type="checkbox"/>	<input checked="" type="checkbox"/>	<input checked="" type="checkbox"/>	<input checked="" type="checkbox"/>
6:00 PM	<input type="checkbox"/>	<input type="checkbox"/>	<input type="checkbox"/>	<input type="checkbox"/>	<input type="checkbox"/>	<input type="checkbox"/>	<input type="checkbox"/>
7:00 PM	<input type="checkbox"/>	<input type="checkbox"/>	<input type="checkbox"/>	<input type="checkbox"/>	<input type="checkbox"/>	<input type="checkbox"/>	<input type="checkbox"/>
8:00 PM	<input type="checkbox"/>	<input type="checkbox"/>	<input type="checkbox"/>	<input type="checkbox"/>	<input type="checkbox"/>	<input type="checkbox"/>	<input type="checkbox"/>
9:00 PM	<input type="checkbox"/>	<input type="checkbox"/>	<input type="checkbox"/>	<input type="checkbox"/>	<input type="checkbox"/>	<input type="checkbox"/>	<input type="checkbox"/>
10:00 PM	<input type="checkbox"/>	<input type="checkbox"/>	<input type="checkbox"/>	<input type="checkbox"/>	<input type="checkbox"/>	<input type="checkbox"/>	<input type="checkbox"/>
11:00 PM	<input type="checkbox"/>	<input type="checkbox"/>	<input type="checkbox"/>	<input type="checkbox"/>	<input type="checkbox"/>	<input type="checkbox"/>	<input type="checkbox"/>

FYI: Each time a substitute request is established, the text message asking if you are interested in fulfilling it, goes out one person at a time, to each person who has noted in their profile that they are available that time of that day to be a substitute.

The system randomly chooses the orders of the substitutes notified so the same person wouldn't always be the first one asked to fulfill that day and hour.

The system allows you five minutes to reply with a "Yes" or "Reply" response. If neither are given within five minutes, the system will move onto the next person on the list until someone has replied with a "Yes" or until all available substitutes have been notified.