

2025 FINANCIAL *Stats*

TOTAL GENERAL FUND INCOME

\$ 1,116,753

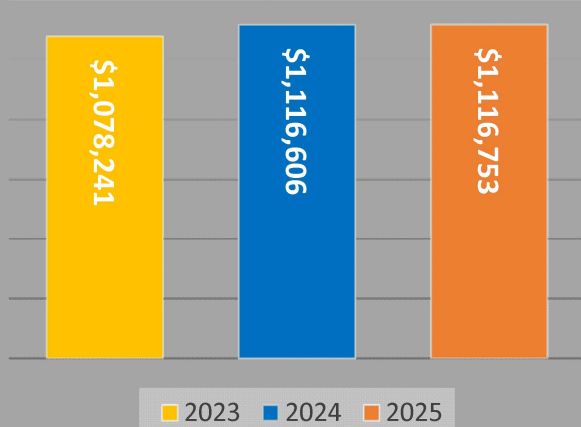
Donation Income	\$965,800
Other Income	\$150,953

TOTAL EXPENSES

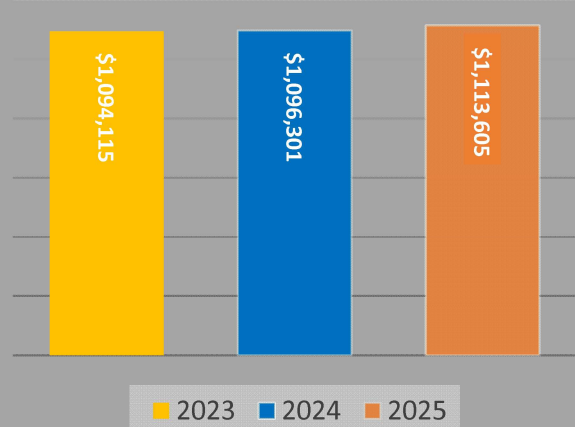
\$ 1,113,605

Operating	\$855,201
Mortgage	\$258,404

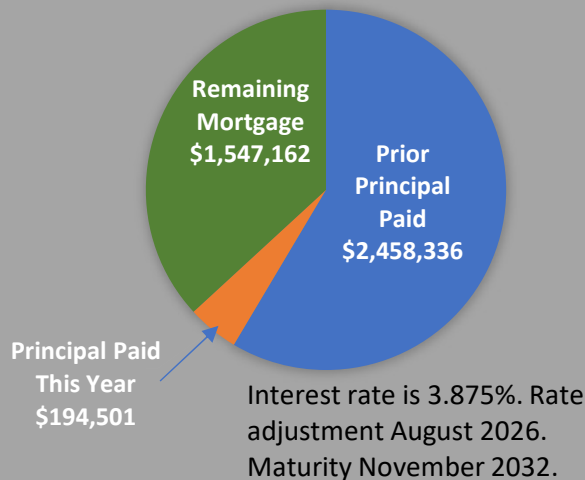
Income Comparison



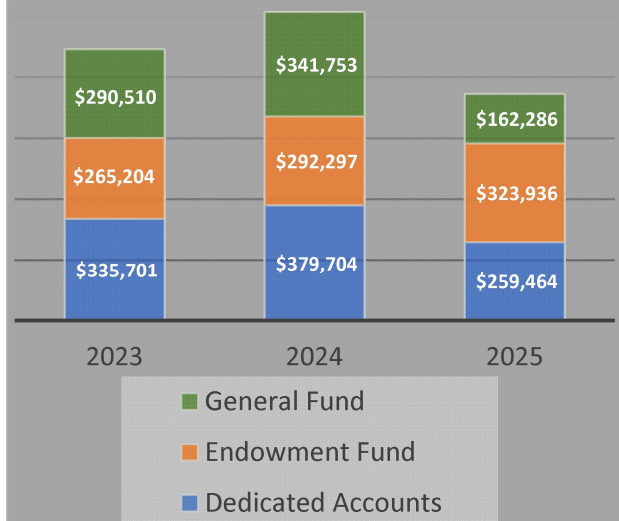
Expense Comparison



Mortgage Information



Assets



*Balances as of December 31, 2025

GENERAL FUND *Income and Expense*

	2025 Actual	2026 Budget
INCOME		
General Offerings	965,800	977,653
Mission Offerings	1,380	1,900
Mortgage Payment Offerings	2,180	2,500
Special Fundraising and Memorials	14,444	16,000
Total Donations	983,804	998,053
Children, Youth & Family	15,869	19,122
Worship Experience	23,705	24,000
Facility Income	75,467	70,000
Other Revenue (Interest, Fees, Rebates, etc.)	17,908	15,700
Total Income	1,116,753	1,126,875

	2025 Actual	2026 Budget
EXPENSE		
Personnel	584,299	577,240
Children, Youth & Family	45,557	46,420
Worship Experience	22,233	22,100
Facilities	122,890	93,445
Administration	27,682	27,400
Benevolence	47,119	55,782
Outreach	2,224	2,600
Committee	1,611	1,560
Mortgage Principal and Interest	259,987	300,328
Total Expense	1,113,602	1,126,875

NET INCOME	3,151	0
------------	-------	---