



BIBLE LESSON PLANS 2025

CREATION

NEW CREATION IN CHRIST

4 FRIENDS

JESUS SAYS, "FOLLOW ME!"

SIN SOLUTION

KEYS TO HEAVEN

ETERNITY BRACELET

A collection of ideas

BIBLE LESSON PLANS 2025

CREATION

SCRIPTURE: Genesis 1
MEMORY VERSE: Psalm 139:14: "I praise you because I am fearfully and wonderfully made: your works are wonderful, I know that full well."
SKIT: Bridge Skit
CRAFT: Wordless Book Bookmark, Butterfly Flyer, Bird Craft
COLOR SHEET: Creation

NEW CREATION IN CHRIST

SCRIPTURE: 2 Cor 5:17
MEMORY VERSE: If anyone is in Christ, he is a new creation; the old has gone, the new has come!
PROPS: Caterpillar/Butterfly Puppet or Butterfly Stuffed Animal
SKIT: The Egg Hunt: Growing In Christ
CRAFT: Butterfly New Creation

4 FRIENDS

SCRIPTURE: Mark 2:1-5, 11-12; Luke 5:17-20, 24-26
MEMORY VERSE: Jesus answered them, "This is the work of God, that you believe in Him who He sent. John 6:29
CRAFT: I Love Jesus Banner
COLORSHEETS: 4 Friends

JESUS SAYS, "FOLLOW ME!"

SCRIPTURE: Mark 1:16-20
MEMORY VERSE: Jesus said: "Come, follow me, and I will make you fishers of men Mark 1:17
CRAFT: I Love Jesus Necklace, Jesus Picture Frame
COLOR SHEET: Jesus with Children

SIN SOLUTION FOR KIDS AND ADULTS

KEYS TO HEAVEN

ETERNITY BRACELET

CREATION



SCRIPTURE:	Genesis 1
MEMORY VERSE:	Psalm 139:14: "I praise you because I am fearfully and wonderfully made: your works are wonderful, I know that full well."
SKIT:	Bridge Skit
CRAFT:	Wordless Book Bookmark, Butterfly Flyer, Bird Craft
COLOR SHEET:	Creation

Butterfly Flyer

God created the light, day, and night. He created the sky, rivers, dry land, and the growing things. God looked at what He created and said, "It is good." Then God created the sun, moon, and stars. He created fish and all kinds of birds. God created animals – some big, some small. (Show pictures) Then, God created man. He looked at all these things He made and said, "It is good." After all these things were created, God rested for a day. The first man's name was Adam. God wanted Adam to have a helper. God took a rib from Adam's side and made a woman. Her name was Eve. God gave Adam and Eve a beautiful garden to live in. God created us, too. The Bible says God formed us in our mother's womb. God even knows how many hairs are on our heads! He knows all about us. God has made each one of us unique. No one else is like you. God has given us ears to hear His words and eyes to see His goodness. God loves us so much he wants us to live in Heaven someday.

Bridge Skit

(Before the skit begins, set up two stools or chairs apart from each other, marking one as heaven (Ceus) and one as earth (Terra))

In the beginning was God. God decided to make the heavens and the earth, and it was very good!

Then, God made man so that man could fellowship with God. God and man talked together and walked together. God loved man, and man loved God.

A sad thing happened that changed the world forever. God told man he could eat any food in the garden he wanted. But God told man not to eat one special fruit. The man listened to the devil and ate the fruit God told him not to. Then God appeared and told the man he was sinful and disobedient and must leave the garden God had made for him. When that happened, God left man alone on the earth. He told the man that two bad things had happened.

Man's nature changed from clean to sinful. (Man takes off white shirt and has a black one underneath) Man could no longer be in God's presence because he was sinful, and God was holy.

The man thought he would be happy without God, but he was not. He missed God but he could not fellowship with God because of his sin. He tried to please God by doing good deeds, but nothing was good enough to get him to heaven. He read his Bible, shared his fish, helped his neighbor, and gave money to the church. (Deeds are written on heart-shaped paper and held up by the man, and as each is read, the man drops the heart on the floor),

Read his Bible= Leia a Biblia

He shared his fish = Ele compartilhou seu peixe

He helped his neighbor = Ele ajudou seu proximo

He gave money- Ele deu dinheiro

God told man his good deeds would never restore their relationship because they would never change man's sinful nature.

Man was sad, but man could do absolutely nothing to save himself. (Have the man reach out to God, but God just shakes his head) But God loved man so much that He made a plan for man. God gave His son, Jesus, to go to earth to be born of a virgin. He lived a perfect life and God was well pleased. Jesus obeyed his Father and allowed man to crucify Him on the cross. (Someone not in the skit helps raise a wide board to Jesus' back, and then Jesus and the helper lay the board across the two stools.) Jesus died, but then God raised Jesus from the dead, and He went up to heaven. (Jesus goes to stand by God. Have God point to man, and Jesus goes and holds out his hand by man and the bridge cross.)

Now, man must decide. Will he step out to believe and trust Jesus as his Savior? Jesus will help him, but man must be willing to have faith in Jesus. As soon as man trusts Jesus as his Savior and takes His hand, Jesus forgives his sin and sees his sin no more. (Man, who is standing on the stool marked Earth, reaches out for Jesus' hand, and when he does, Jesus gives him the white shirt to put back on over the black one)

Along the way, man sometimes slips and makes mistakes, but Jesus will help him back up. (Man pretends to slip while walking across the board, and Jesus walks beside him and helps steady him) Through Jesus, we have eternal life and our relationship with God is restored. After you accept Jesus Christ as your Savior, you will always be in Jesus' hands. We may slip, but He will never let us go.

Wordless Book Bookmark

Supplies Needed:

1. Bright-colored poster board or cardstock
2. Needlepoint thread or thin silk ribbon (red, black, white, yellow, and green)
3. Hand-held hole puncher
4. Description of Colors (on the the next page)
5. Stickers and/or markers
6. Snack-sized Ziploc baggies

Prepare Ahead:

1. Cut colored poster board/cardstock into 3" x 7 ½"
2. Punch a hole into the top center
3. Cut threads/ribbons into 14" lengths (all five colors)
4. Copy explanation of colors and out (8 per page)
5. Put cut threads/ribbons, cut poster board/cardstock, Description of Colors, in snack-sized baggies

Children's Activity:

1. Give each child a baggie
2. Have the child fold thread/ribbons in the middle, push the folded end through the punched hole, and tie a knot by putting the ends through the loop of thread and pulling tight
3. Let children add stickers and/or color the book mark
4. Glue the Description of Colors to poster board/cardstock.

Preto é o pecado que nós cometemos
Vermelho é o do sangue do Jesus Cristo
Branco é o perdão que Deus nos dá
Verde é a nova vida em Cristo
Amarelo é o lugar para você no céu
Convide Jesus á entrar na sua vida e
ser verdadeiramente perdoado.

Preto é o pecado que nós cometemos
Vermelho é o do sangue do Jesus Cristo
Branco é o perdão que Deus nos dá
Verde é a nova vida em Cristo
Amarelo é o lugar para você no céu
Convide Jesus á entrar na sua vida e
ser verdadeiramente perdoado.

Preto é o pecado que nós cometemos
Vermelho é o do sangue do Jesus Cristo
Branco é o perdão que Deus nos dá
Verde é a nova vida em Cristo
Amarelo é o lugar para você no céu
Convide Jesus á entrar na sua vida e
ser verdadeiramente perdoado.

Preto é o pecado que nós cometemos
Vermelho é o do sangue do Jesus Cristo
Branco é o perdão que Deus nos dá
Verde é a nova vida em Cristo
Amarelo é o lugar para você no céu
Convide Jesus á entrar na sua vida e
ser verdadeiramente perdoado.

Preto é o pecado que nós cometemos
Vermelho é o do sangue do Jesus Cristo
Branco é o perdão que Deus nos dá
Verde é a nova vida em Cristo
Amarelo é o lugar para você no céu
Convide Jesus á entrar na sua vida e
ser verdadeiramente perdoado.

Preto é o pecado que nós cometemos
Vermelho é o do sangue do Jesus Cristo
Branco é o perdão que Deus nos dá
Verde é a nova vida em Cristo
Amarelo é o lugar para você no céu
Convide Jesus á entrar na sua vida e
ser verdadeiramente perdoado.

Preto é o pecado que nós cometemos
Vermelho é o do sangue do Jesus Cristo
Branco é o perdão que Deus nos dá
Verde é a nova vida em Cristo
Amarelo é o lugar para você no céu
Convide Jesus á entrar na sua vida e
ser verdadeiramente perdoado.

Preto é o pecado que nós cometemos
Vermelho é o do sangue do Jesus Cristo
Branco é o perdão que Deus nos dá
Verde é a nova vida em Cristo
Amarelo é o lugar para você no céu
Convide Jesus á entrar na sua vida e
ser verdadeiramente perdoado.

Preto é o pecado que nós cometemos
Vermelho é o do sangue do Jesus Cristo
Branco é o perdão que Deus nos dá
Verde é a nova vida em Cristo
Amarelo é o lugar para você no céu
Convide Jesus á entrar na sua vida e
ser verdadeiramente perdoado.

Preto é o pecado que nós cometemos
Vermelho é o do sangue do Jesus Cristo
Branco é o perdão que Deus nos dá
Verde é a nova vida em Cristo
Amarelo é o lugar para você no céu
Convide Jesus á entrar na sua vida e
ser verdadeiramente perdoado.

Butterfly Flyer

Supplies Needed:

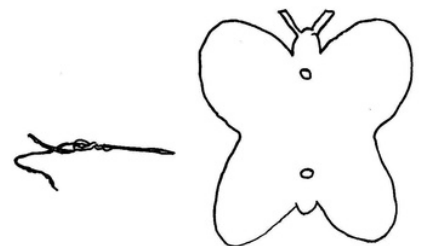

1. Straws
2. 33" Yarn (any color)
3. 12" Chenille stems
4. Butterfly template
5. White Heavy Duty construction paper
6. Hole puncher
7. Scissors
8. Ziploc baggies
9. Crayons
10. Memory verse printed on labels

Prepare Ahead:

1. Copy butterfly pattern on construction paper (4 per page)
2. Cut-out butterfly pattern and cut the slit on the wing
3. Punch holes in butterfly patterns as indicated
4. Put yarn, butterfly patterns, and memory verse into individual Ziploc Bags

Children's Activity

1. Give each child one baggie and one chenille stem
2. Children color butterfly patterns
3. Help the child make a "needle" with the chenille stem by folding 1" at one end and twisting it into a loop.
4. Thread the "needle" with the yarn, and then go down through the bottom hole and up through the head hole on the butterfly.
5. Push the "needle" through the straw, leaving it inside the straw
6. Show the children how to "wave" the butterfly to "fly."



Bird Craft

Supplies Needed:



1. Any color card-stock or construction paper
2. Hole puncher
3. Colorful tissue paper (8" x 10")
4. Yarn (any color)
5. Snack-sized Ziploc baggies
6. Copy of the "Bird" template
7. Memory verse printed on labels

Prepare Ahead:

1. Make copies of the Bird template on cardstock or construction paper (2 per page)
2. Cut each bird around the template outline.
3. Use a hole punch to put holes in the bird, as shown on the pattern.
4. Cut yarn 18" for each bird.
5. Put yarn, tissue paper, and memory verse in a Ziploc baggie

Children's Activity:

1. Give each child one baggie and the bird cutout.
2. Help the children fold the tissue paper like a fan.
3. Help the children push the paper through the cut holes of the bird
4. Help the children put the yarn through the hole at the top of the card-stock by doubling-up the yarn, loop it back through the yarn so it will hang straight
5. Tie a knot in the ends
6. Tell the children to hang the birds in their windows





NEW CREATION IN CHRIST



SCRIPTURE:	2 Cor 5:17
MEMORY VERSE:	If anyone is in Christ, he is a new creation; the old has gone, the new has come!
PROPS:	Caterpillar/Butterfly Puppet or Butterfly Stuffed Animal
SKIT:	The Egg Hunt: Growing In Christ
CRAFT:	Butterfly Clothespin/Coffee Filter Craft
COLOR SHEET:	JC and the Children

I want you to meet my friend, the caterpillar. Today, I want to tell you a special story about the caterpillar.

The Bible tells us that God created everything in the world. He even made the caterpillar. Looking at the caterpillar, you can see nothing too special about him. He's long, he can only crawl around on the ground, and he's even a little bit ugly! But did you know that God has a special plan for the caterpillar?

The caterpillar starts as an egg. Once the caterpillar hatches from his egg, he eats his eggshell and eats lots of leaves. The only purpose the caterpillar the caterpillar has is to eat and eat!

After a few weeks, the caterpillar stops eating and growing and looks for a place to change...remember, God has a purpose for this ugly caterpillar! The caterpillar goes inside a hard shell. Inside the shell, God is changing the caterpillar. After several weeks of waiting and waiting and waiting....out from the shell comes a BEAUTIFUL BUTTERFLY! The butterfly can now fly around and show the world the beauty of God.

Just like God made the caterpillar for a special purpose, the Bible says that he made each one of us for a special purpose, too. When we are born, we are ugly like the caterpillar. The Bible says that our hearts are full of sin. Sin is all the bad things we do...telling a lie, being unkind, disobeying our

parents. God wants to change our hearts into something beautiful just like the butterfly.

This is why Jesus came to die on the cross. If we ask God to clean our hearts, He will begin to change us, just like when the caterpillar is in the shell.

In 2 Corinthians 5:17, Jesus said, "If anyone is in Christ (shell), he is a new creation (butterfly); the old has gone, the new has come! Do you want God to make you into a new creature? All you need to do is ask Him. Ask Jesus to wash away all your sins and make you into something beautiful.

The Egg Hunt: Growing in Christ

- Have enough plastic eggs for each child to have one.
- Fill them with candy and Bible verses.
- Explain that God loves you so much that even if you were the only person on earth, He would have sent His Son to die for your sins so that you might be saved and join Him in Heaven someday and have abundant life here on earth now. You are that important to Him. Those who have received the Lord Jesus as your Savior are beginning a new life in God. And just as new life hatches from eggs, you can grow in God now that you are a Christian.
- Explain that we grow by reading our Bible, praying, going to church, and witnessing to Christ.

Butterfly New Creation

Supplies Needed:

- 1.Flat, square head clothespins
- 2.Coffee filters
- 3.Pipe Cleaners (black or colored)
- 4.Spray bottles

Prepare Ahead:

- 1.Place the coffee filter, clothespin and chenille stems in sandwich or snack size Ziploc baggies
- 2.Cut Pipe Cleaners in 1/2

Children's Activity:

- 1.Children color a round coffee filter with several colors of markers
- 2.Teachers spritz lightly with a water bottle and set aside to dry
- 3.Using Pipe Cleaner, wrap it around the clothespin for antennae
- 4.Use colored marker to draw on eyes
- 5.Slide the coffee filter on the clothespin making the butterfly wings

4 FRIENDS



SCRIPTURE: Mark 2:1-5, 11-12; Luke 5:17-20, 24-26

MEMORY VERSE: Jesus answered them, “This is the work of God, that you believe in Him who He sent. John 6:29

CRAFT: I Love Jesus Banner

COLORSHEETS: 4 Friends

Jesus is God’s Son, and he came to be the Savior of the world. Because Jesus was both God and man, he never sinned. He was pure and holy. He did good things and taught people how to please God the Father. Jesus also had the power to perform amazing miracles.

The Bible is filled with stories of His wonderful miracles, like turning water into wine, walking on water, raising the dead and many, many more. Jesus also had the power to heal people. Let me tell you just one amazing story from the Bible of how Jesus healed a very sick man!

A very sick man was in a village where Jesus was teaching and healing. He told his friends, “How I wish I could get out of bed! I wish I could walk as other people do. I’m very tired of lying here in bed every day.”

Do you remember a time when you were sick and had to stay in bed? You couldn’t play with your friends or leave your house?

The man's friends wanted to help him. They had heard that Jesus was nearby and healing sick people. However, the crowd was very large, and they couldn’t get close enough to see Jesus.

Do you know what these friends did? They carried the man on his bed right to where Jesus was teaching! Since they couldn’t get through the door of the house where Jesus was, they said, “We’ll have to put the bed down through the roof.” And that’s just what they did! They tied strong ropes to the bed and lowered the man in his bed through the hole in the roof.

Jesus loved the sick man, just as He loves you and me. When He saw the sick man, He said, “Get up and walk.” The sick man was suddenly well – he could walk, jump, and dance! “Thank you, Jesus, for making me well,” the man said. “Thank you, my friends, for taking me to Jesus!”

I Love Jesus Banner

Supplies Needed:

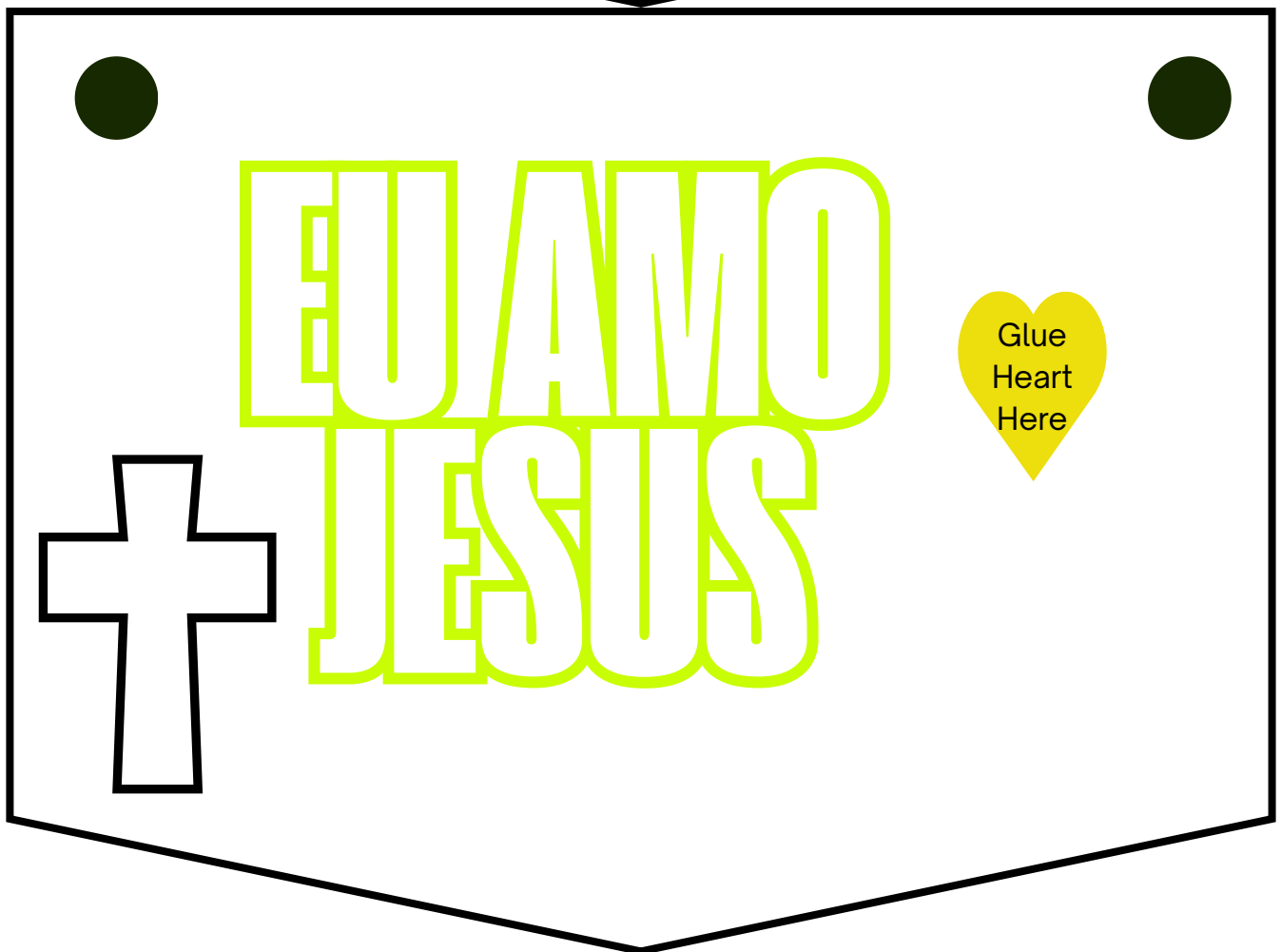
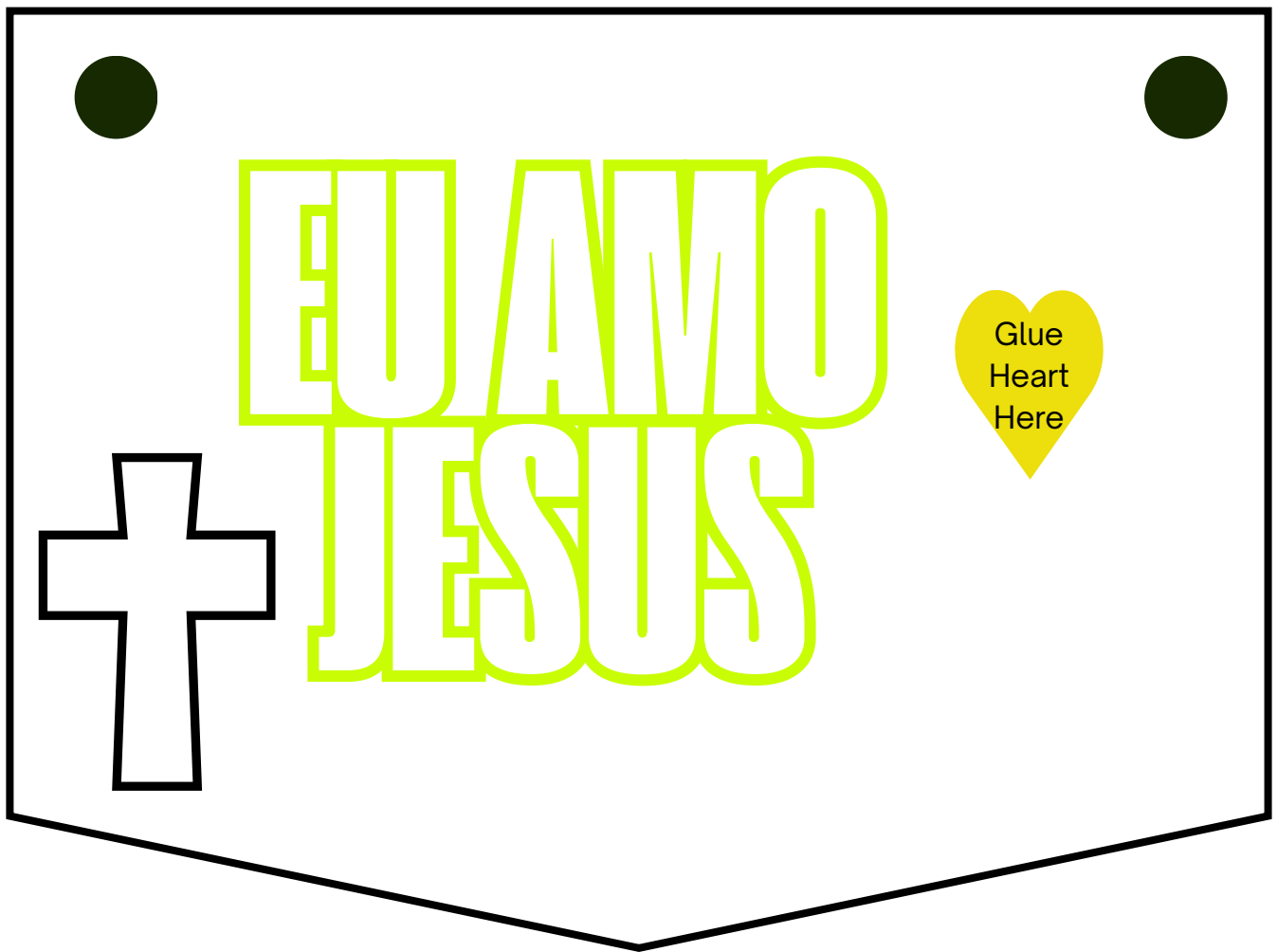
1. White cardstock
2. Hand held hole puncher
3. Red construction paper
4. Yarn (any color)
5. Snack sized Ziploc baggies
6. Copy of the "Banner" template
7. Glue stick
8. Memory verse printed on labels


Prepare Ahead:

1. Make copies of the Banner template on white cardstock (there will be 2/page)
2. Cut the cardstock in half Use a hand-held hole puncher to put holes on the top corners of the banners
3. Cut a 3" red construction paper heart (use a die cut machine, if you have one available)
4. Cut 18" yarn for each banner
5. Place the heart, yarn and memory verse in a baggie

Children's Activity:

1. Give each child one baggie
2. Give each child a cardstock Banner
3. Pass out glue sticks to the children
4. Have them glue the heart to the banner
5. Tie the yarn to the banner. (Note: put ends through holes back to front and tie ends together - only 1 knot needed)
6. Pass out crayons to the children
7. Have the children color the banner with crayons





JESUS SAYS, "FOLLOW ME!"



SCRIPTURE: Mark 1:16-20

MEMORY VERSE: Jesus said: "Come, follow me, and I will make you fishers of men"
Mark 1:17

CRAFT: I Love Jesus Necklace, Jesus Picture Frame

COLOR SHEET: Jesus with Children

How many of you like to catch fish? Are any of you fishermen? Well, when Jesus grew up, he became a carpenter. He built things out of wood, using his hands. But, he had friends who were fishermen. The Bible says that one day, Jesus was walking by the Sea of Galilee. It wasn't a great river like the Amazon; it was a lake. As Jesus walked along the shore, he saw two fishermen throwing a net into the lake. These two men were Simon Peter and his brother Andrew.

Jesus called to them and said, "Come, follow me, and I will make you fishers of men." Jesus knew that Simon Peter, and Andrew were good at catching fish, but Jesus wanted to teach them how to catch men and women and boys and girls and bring them to Jesus.

The Bible says that Simon Peter and Andrew immediately left their nets and fishing boats and followed Jesus. They loved Jesus and wanted to spend time with Him and learn from Him. Then Jesus walked a little farther along the shore, and he saw James and his

brother John in a boat preparing their nets. Jesus called to them, saying, "Come, follow me, and I will make you fishers of men." Right away, James and John decided to follow Jesus, too!

These four fishermen, Simon Peter, Andrew, James, and John, continued to follow Jesus and became His first disciples. They followed Jesus closely and learned from Him. After Jesus went back to Heaven, they still fished sometimes just for fun, but their most important job was telling people about Jesus the Savior. Jesus is still looking for disciples today. He is calling you, too! "Come, follow me,

and I will make you fishers of men!" Simon Peter, Andrew, James, and John decided to follow Jesus. I have decided to follow Him too!

I hope you will love and trust Jesus as your Savior.
And decide to follow Him too!

I Love Jesus Necklace

Supplies Needed:

1. White cardstock
2. Hand-held hole puncher
3. Red heart stickers (about 1" in size)
4. Yarn (any color)
5. Snack-sized Ziploc baggies
6. Copy of the "Necklace" template
7. Memory verse printed on labels

Prepare Ahead:

1. Make copies of the Necklace template on white cardstock (there will be 12/pages at 6" x 1 ½")
2. Cut the cardstock
3. Use a hole punch to put one hole at the top of the Necklace
4. Cut yarn 33" for each necklace
5. Put cardstock, yarn, heart sticker, and memory verse in a Ziploc baggie

Children's Activity:

1. Give each child one baggie
2. Children put a heart sticker on the piece of cardstock (between the words "Eu" and "Jesus")
3. Help the children put the yarn through the hole at the top of the cardstock by doubling up the yarn and looping it back through the yarn so it will hang straight.
4. Tie a knot in the ends
5. Hang it around the child's neck and say, "Jesus te ama!"

EU EU EU EU EU EU

J J J J J J
e e e e e e
s s s s s s
u u u u u u
s s s s s s

EU EU EU EU EU EU

J J J J J J
e e e e e e
s s s s s s
u u u u u u
s s s s s s

Jesus Picture Frame

Supplies Needed:

1. White construction paper
2. Brightly colored cardstock
3. Self-Adhesive foam shapes
4. Mailing labels
4. Yarn (any color)
5. Memory verse on labels
6. Gallon-sized and snack-sized Ziploc baggies

Prepare Ahead:

1. Cut yarn 10" in length
2. Cut mailing labels in 1/3s
3. Copy Jesus picture onto white construction paper
4. Put an assortment of foam shapes, yarn, 2 cut labels and memory verse in snack-sized Ziploc baggies
5. Put brightly colored cardstock in gallon-sized Ziploc baggies (counts of 25 make for easy distribution)

Children's Activity:

1. Give each child a baggie and sheet of colored cardstock
2. Use labels to "tape" yarn to the top and back corners of colored cardstock
3. Color picture of Jesus
4. Glue Jesus to colored cardstock.
5. Use foam shapes to decorate frame around picture of Jesus
6. Adhere memory verse to back of frame



The Sin Solution

Presentation for Youth or Adults



Supplies needed:

2 clear plastic jars – labeled “Homem” (man) and “Deus”(God), a cross made with popsicle sticks and stuck into an upside-down jar with clay inside to make it stick (after you stick the cross in the clay you can wrap the lid and clay in aluminum foil to hold it together), colored iodine, water, and photo fixer.

(Note: If photo fixer is unavailable, you may substitute Chlor-out, Oxiclean or Clorox)

Tell the audience that God created man in His image. God and man were friends, and they communicated openly with each other. (As you talk, pour some water back and forth from jar to jar). Then, man disobeyed God, and sin came into the world. (Drop some iodine into the man’s jar.) This created a problem because God could not look upon sin and allow sin into heaven. Man and God’s relationship was damaged, and they found it very difficult to communicate with each other.

(You can ask the question, “Do you think if I poured this dirty water into the clean water, the clean water would stay clean?”) No, of course not! This was how God felt. There was no way man could come into heaven with all that sin. God loves us so much that He decided to provide a way for us to forgive our sins and spend eternity with Him in Heaven. He sent His son, Jesus, to live a perfect life, without sin, and die on the cross as a sacrifice for all the sins of the world..... your sins as well as my sins. The Bible says if you believe in Jesus and ask for your sins to be forgiven, God will not see your sins anymore but only see Jesus in your life. (At this moment, take the cross with the photo fixer/Oxy Clean poured into the upside-down lid and lower it into the Man’s jar. The water will become clear, and people will be amazed!)

Tell the audience that when Jesus comes into your life, He forgives your sins and purifies your life. Even if you sin more (drop more of the iodine into the man’s jar), the only thing God will see is Jesus in your life. His sacrifice on the cross covers all your sins... past, present, and future!



KEYS TO HEAVEN

The Bible says that Heaven is a wonderful place! Revelation says there will be no crying, pain, sadness, or death in Heaven. There will be no sin or trouble there, only peace and good things to enjoy. Heaven will be our heavenly home, and the streets will be gold. Best of all, God will be there, and we will live with Him forever and ever.

How many of you would like to go to Heaven someday? Me too!! But how do we get into Heaven? Let's pretend this lock represents Heaven and the gate to Heaven is locked.

Let's find a key that opens the lock on the gate to Heaven.

I need five volunteers. (Call kids up and distribute the keys. Ask the kids to try the keys one at a time to see which will open the door to Heaven.)

1. Being good – *Antos de bondade*
2. Going to church – *Vai pra igreja*
3. Giving money to the poor – *Da dinheiro a pobre*
4. Read the Bible – *Lei a Biblia*

None of these things opens the lock on the gate to Heaven. These are all good things. Jesus wants us to be good and kind, to go to church, to give money to the poor, and to be baptized, but none of these things will get us into Heaven. How can we get to Heaven? There's one more key - - let's try it!

5. Accepting Jesus as your Savior – *Aceitar Jesus como seu Salvador.*

Hurrah! We've found the key! The only way to get to Heaven is to trust in Jesus as your personal Savior and Lord. Jesus said in John 14:6, "I am the Way, the Truth, and the life. No one comes to the Father except through me." That's the Key to Heaven! Have you trusted in Jesus to forgive your sins, come into your heart and life, and be your Lord and Savior? If you have, then you are a follower of Jesus – a Christian – and Jesus has promised to give you eternal life with Him in Heaven someday. John 3:16 says, "For God so loved the world that He gave His only Son that whoever believes in Him should not perish but have eternal life." Once you have trusted Jesus as your Savior, this is what He wants you to do until the day you go to Heaven (refer to the other keys):

Be good and kind - Go to church - Give to the poor - Read the Bible

DIRECTIONS FOR KEYS TO HEAVEN

Items needed:

1. Padlock
2. Five rectangle cut cardstock papers (laminated)
3. Four keys that don't fit the padlock
4. One key that fits the padlock

On one side of cardstock words will be written in English and the other side words will be written in Portuguese.

Collect 4 extra keys that don't open the padlock.

Punch a hole in each card and attach a key to each card with yarn or string.

Make sure the key to the padlock is attached to the card that says, "Accept Jesus as your Savior."

Words written on cards:

- Go to church – *Vai pra igreja*
- Read the Bible – *Lei a Biblia*
- Give money to poor – *Da dinheiro a pobre*
- Do good deeds – *Antos de bondade*
- Accept Jesus as your Savior – *Aceitar Jesus como seu Salvador*

THE ETERNITY BRACELET



"For God so loved the world that he gave His only begotten Son, that whosoever believes in Him should not perish, but have everlasting life." John 3:16

The Circle represents eternity. There is no beginning and no end.

The Black Bead represents man as a sinner - that's me. Romans 3:23: "For all have sinned and fall short of the glory of God."

The Red Bead represents the blood of Jesus, who was God in the flesh. He died on the cross for all mankind. I had a choice to reject Him or accept Him into my life. I realized through the Bible that Jesus was the only way to God, so I asked Jesus to come into my life and take over my spirit and mind, will, emotions, and actions. John 14:6 "Jesus said to him, 'I am the way, the truth, and the life. No one comes to the Father except through Me.'"

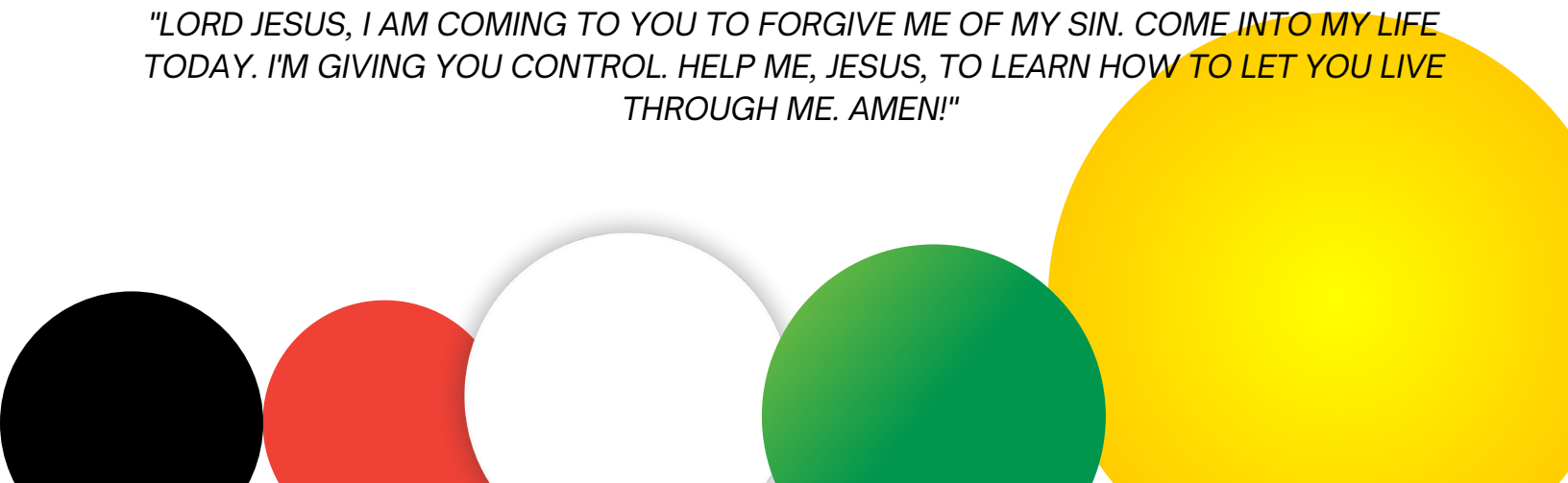
The White Bead represents my sin, which was washed away white as snow. I am now His child, and He has become my Lord and Master, my Counselor, my God, and my Everlasting Father. Isaiah 9:6: "For unto us a Child is born, Unto us a Son is given; And the government will be upon His shoulder. And His name will be called Wonderful, Counselor, Mighty God, Everlasting Father, Prince of Peace."

The Green Bead represents the growth period of my life as a Christian.

The Yellow Bead represents the glory of God in heaven, where I will spend eternity with Jesus and other believers one day.

Everyone will spend eternity somewhere --- either in heaven or hell. Jesus is the only way to heaven. He came to save men and give them life abundantly through love, joy, peace, prayer, and faith. Will you accept Him into your life today as Lord and Savior? If so, just pray a prayer something like this:

"LORD JESUS, I AM COMING TO YOU TO FORGIVE ME OF MY SIN. COME INTO MY LIFE TODAY. I'M GIVING YOU CONTROL. HELP ME, JESUS, TO LEARN HOW TO LET YOU LIVE THROUGH ME. AMEN!"



PULSERA DE LA ETERNIDAD

THE ETERNITY BRACELET IN PORTUGUESE

"Porque tanto amo Dios al hombre, que dio su hijo unico, para que todo aquel quien crea en el, no perezca, pero tenga vida eterna." Juan 3:16

El circulo representa la eternidad. No tiene un comienzo y no tiene un final.

La piedrita negra representa al hombre como pecador - este soy yo. Romanos 3:23 dice: "Por todos han pecado y no merecen la gloria de Dios."

La piedrita roja representa la sangre de Jesucristo, quien fue Dios en la carne. El murio en la cruz por toda la humanidad. Yo tuve la opcion de rechazarlo o aceptarlo en mi vida. Yo comprendi a traves de la biblia que Jesucristo es el unico camino a Dios, asi que le pedi a J esucristo que entrara a mi vida y tomara posesion de mi espiritu, mente, emociones y acciones-todo. Juan 12:6 dice: "Jesucristo le dijo a el: ' Yo soy el camino, la verdad y la vida. Nadie llega al padre sino por mi.'"

La piedrita blanca representa mi pecado, ahora lavado y blanqueado como la nieve. Ahora soy su hijo o hija y el se ha convertido en mi Salvador Personal, mi Consejero, mi Dios y mi Padre Eterno. Isaias 9:6 "Ante nosotros ha nacido un nino, ante nosotros un Salvador nos ha sido dado. Su nombre sera Maravilloso, Consejero, Dios Magnifico, Padre Eterno y Principe de Paz."

La piedrita verde representa el periodo de crecimiento espiritual a traves de mi vida como cristiano.

La piedrita amarilla representa la gloria de Dios en el cielo, en donde un dia pasare la eternidad con Jesucristo y otros creyentes.

Todos pasaremos la eternidad en algun lugar-asi sea en paraíso o en el infierno. Jesucristo es el unico camino al paraíso eterno. El vino a la tierra a salvar al hombre y ofrecernos vida abundante a traves de su amor, su gozo, su paz y fe. Aceptaras tu a Jesucristo hoy en tu vida como tu Salvador Personal? Si lo aceptas, reza una oracion similar a esta:

"SEÑOR JESUCRISTO, HOY VENGO A TI PARA PEDIRTE QUE PERDONES MIS PECADOS. ENTRES A MI VIDA. TE ENTREGO CONTROL DE MI VIDA. AYUDAME, JESUCRISTO A APRENDER COMO PERMITIRTE VIVIR A TRAVES DE MI. AMEN!"

