


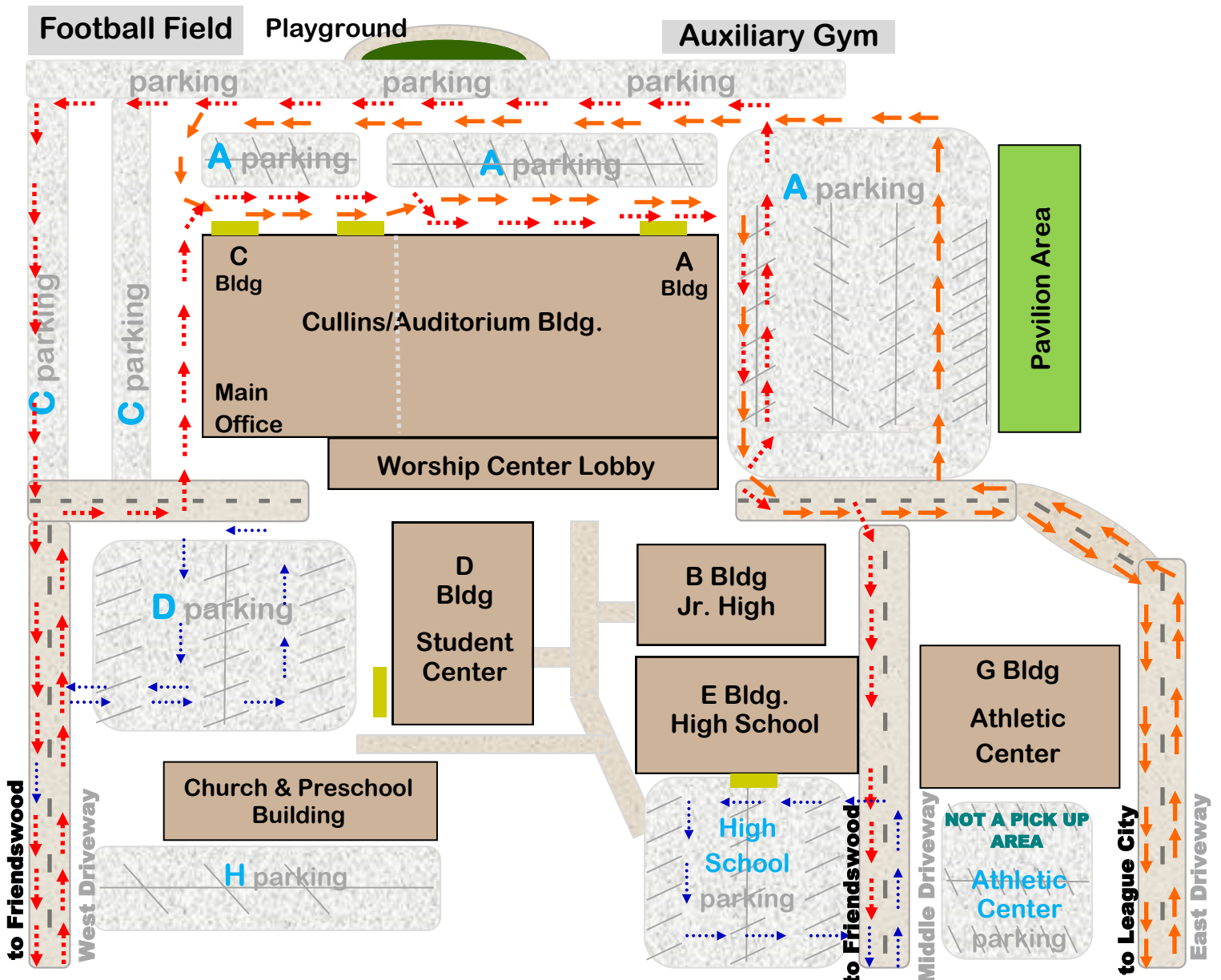


PICK UP

Logistics:

1. K-2 & Family pick up **MUST** enter from the **EAST** drive - pick up from Cullins Bldg. curb.
2. 3-6 pick up **MUST** enter from the **WEST** drive - pick up from the Auditorium curb.
3. Pickup is on the **NORTH** side of the Cullins building.
4. All flow is one way only - **CLOCKWISE** - with a flow lane.
5. JH & HS pick up should use the West drive for Student Center pick up and Center drive for HS lot pick up.
 - A. JH/HS parents, please do not bypass cars queued in the drives!
 - B. A traffic attendant will help usher you into bypass - wait on them to do so.
6. **PLEASE** arrive no sooner than 3:05 for elementary pick up. This will allow JH/HS to pick up and decrease congestion.
7. **FAMILY** pick up, please come at 3:25. Elementary students will be on the curb at 3:15.

-  K-2 & Family Pick Up
-  3-6 Pick Up
-  JH & HS Pick Up



3rd – 6th Grade Pick Up ONLY




FM 518

K-2nd & Family Pick Up

DROP OFF

Logistics:

1. League City enters from EAST drive and Friendswood enters from WEST drive.
2. When leaving campus, exit the side to which you are headed. Ex. 45=East drive
3. Traffic around the Cullins building in one way only - CLOCKWISE - with a flow lane.
4. Elementary drop off points are on the North side of the Cullins Building.
 - a. League City is on the East side (Atrium and 6th grade entrance.)
 - b. Friendswood is on the West side (kindergarten and Atrium entrance.)
5. JH & HS drop off points are the Student Center parking lot and HS parking lot.
6. Please enter and exit swiftly; parking is limited.
7. If you must park, please use the parking by the Main Office on the West side or Student Center parking lot.

-  League City Route
-  Friendswood Route
-  JH & HS Drop Off

